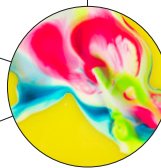
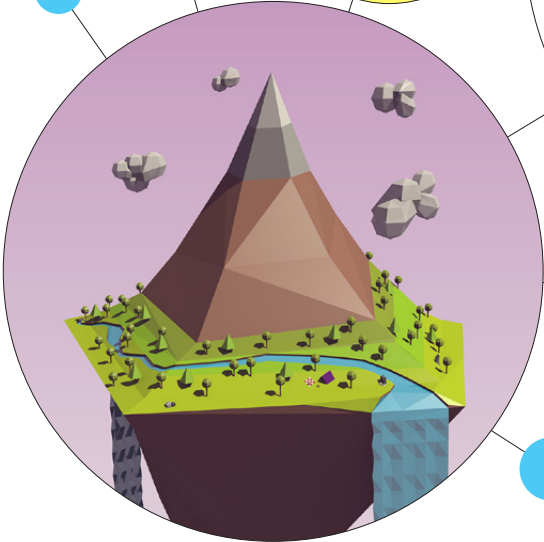


Marwen

FALL 2017



**FREE ART
PROGRAMS!**

HOW TO REGISTER

ELIGIBILITY REQUIREMENTS

Marwen is **FREE** of charge and welcomes all students who:

- **Are from under-resourced schools and communities and cannot afford to pay for art courses elsewhere**
- **Live within the city limits of Chicago**
- **Study in grades 6 - 12**
- **Self-elect to participate**
- **Can make art independently for up to three hours at a time**

To participate in Marwen's programs, a student **must** meet all five eligibility requirements.

NEW STUDENTS

NEW STUDENT ORIENTATION + REGISTRATION

SATURDAY, SEPTEMBER 16, 2017

6 - 8 Graders at 10am

9 - 12 Graders at 2pm

To register for your first course you **MUST** attend orientation accompanied by a parent or legal guardian. After your first term, you will be eligible for early registration with all other returning students. If a parent is unable to accompany you, please call 312.374.2971. Students **MUST** be present for orientation, no exceptions. We encourage early arrival; courses fill up on a first-come, first-served basis. Orientation lasts approximately two hours and starts promptly at the designated time — late entry is not permitted.

RETURNING STUDENTS

RETURNING STUDENT REGISTRATION

WEDNESDAY, AUGUST 16, 2017, 3pm

Register online at registration.marwen.org

Register early — courses fill quickly! If you forgot your password, click on "Forgot Password?" If you forgot the username or email address associated with your account, please contact the registrars as soon as possible. Once you are logged on, you will be able to update your personal information, select courses, and submit your request. All applications must be submitted online. If you do not have access to a computer, you are welcome to use the ones available in Marwen's Family Lounge. Online registration is not accessible on smartphones or tablets. Early registration requests will not be honored.

FALL 2017 PROGRAM SCHEDULE

Courses meet once a week for 2 ½ hours for a total of 10 class sessions beginning Tuesday, September 26, continuing through Saturday, December 9. There will be no classes November 21-25 for Thanksgiving Break.

ATTENDANCE

- Attendance at all scheduled course sessions is mandatory.
- If you do not attend a scheduled session or are more than 30 minutes late, you will be marked absent.
- If you are absent from more than two sessions in the 10-week course, you will be dropped and not allowed to return to that course for the remainder of the term.
- It is your responsibility to communicate with Marwen about your reasons for being absent.
- If you are regularly dropped for absences, you could lose your early registration privileges or be required to take a term off from Marwen programs.

ENRICHMENT CREDIT AT MARWEN

Do you need enrichment credit for school? Marwen's registrars are happy to provide a letter, transcript, and/or complete any forms you might need to receive enrichment credit for your participation in our programs. Provide Karen or Barbara with any specific instructions and forms from your school to have them completed at the end of the term.



Questions?

Contact our registrars,
se habla español:

Barbara at

bbanda@marwen.org

312.374.2971






or Karen at

kquinteros@marwen.org

312.374.2911

COURSES FOR 6-8 GRADERS

Courses meet once a week for 2 ½ hours for a total of 10 class sessions.

September 26 - December 5	TUESDAYS 5-7:30PM	CHI CITY MASH UP: PHOTOGRAPHY EXPLORATIONS Phil Dembinski Studio 2: Technology & Darkroom	DON'T SAY IT, PAINT IT: PAINTING FOUNDATIONS David Downs Studio 4: Painting & Drawing	#PRINTS: PRINTMAKING FOUNDATIONS Cathleen Cramer Studio 7: Printmedia	
September 27 - December 6	WEDNESDAYS 5-7:30PM	SLICE OF LIFE: CLAYMATION Andra Helton Studio 3: Technology	ON THE SURFACE: CERAMIC EXPLORATIONS Jennifer Kaplan Studio 6: Ceramics	SEW MUCH FUN Nora Renick-Rinehart Studio 8: Fashion & Fiber	
September 28 - December 7	THURSDAYS 5-7:30PM	CUT / PASTE: INTRO TO PHOTOSHOP Dylan Fish Studio 1: Technology	ON THE GO: PHOTOGRAPHY EXPLORATIONS Jacklyn Silverman Studio 2: Technology & Darkroom	HEAD, SHOULDERS, KNEES, & TOES: INTRO TO FIGURE DRAWING Keaton Bell Studio 4: Painting & Drawing	FRANKENTOYS: 3D DESIGNS Andres Lemus-Spont & Mayra Spont-Lemus Studio 8: Fashion & Fiber
September 29 - December 8	FRIDAYS 5-7:30PM	PENS TO PIXELS: CHARACTER DESIGN & DEVELOPMENT Nic Meier Studio 3: Technology			
September 30 - December 9	SATURDAYS 10AM-12:30PM	LIGHT GRAFFITI: PHOTOGRAPHY EXPLORATIONS Katie Rodrigues Studio 2: Technology & Darkroom	ANIMATION FOR THE MASSES Joe Meredith Studio 3: Technology	LARGER THAN LIFE SCULPTURE Lauren Carter Studio 5: Mixed Media	FIRST TIME POTTER: INTRO TO CERAMICS Levi Yastrow Studio 6: Ceramics
September 30 - December 9	SATURDAYS 1:30-4PM	COLORFUL PORTRAITS: DIGITAL PHOTOGRAPHY Lily Alfaro Studio 3: Technology	EDGY: ABSTRACT PAINTING James Jankowiak Studio 4: Painting & Drawing	ON SITE: ART IN PUBLIC PLACES Gwen Terry Studio 5: Mixed Media	PENCILS & POSTERS: INTRO TO ILLUSTRATION Lee Kintner Studio 7: Printmedia

COURSES FOR 9-12 GRADERS

Courses meet once a week for 2 ½ hours for a total of 10 class sessions.

September 26 - December 5	TUESDAYS 5-7:30PM	REEL REACTIONS: INTRO TO FILM Barbara Banda Studio 1: Technology	THE FACE OF MARWEN: A COMMISSION PROJECT Lisa Lindvay Studio 3: Technology *By application only		
September 27 - December 6	WEDNESDAYS 5-7:30PM	IMPOSSIBLE DREAMS: DIGITAL ANIMATION Jesse Avina Studio 1: Technology	DOUBLE EXPOSURE: EXPERIMENTAL DARKROOM PHOTOGRAPHY Dan Hojnacki Studio 2: Technology & Darkroom	FACT & FICTION: DRAWING COMICS Meredith Leich Studio 4: Painting & Drawing	TELL IT LIKE IT IS: PRINTMAKING EXPLORATIONS Anna Hasseltine Studio 7: Printmedia
September 28 - December 7	THURSDAYS 5-7:30PM	PHOTO STORIES: DIGITAL PHOTOGRAPHY Aidan Fitzpatrick Studio 3: Technology	PIECE IT TOGETHER: GLASS MOSAICS Andy Bellomo Studio 5: Mixed Media	FINDING CENTER: CERAMIC FOUNDATIONS Levi Yastrow Studio 6: Ceramics	DRAW WHAT YOU SEE: THE PORTFOLIO SERIES Sabba Elahi Studio 7: Printmedia
September 29 - December 8	FRIDAYS 5-7:30PM	TURNING HEADS: SNAPBACK DESIGN DJ DeGayner Studio 5: Mixed Media			
September 30 - December 9	SATURDAYS 10AM-12:30PM	RENDER IN BLENDER: PRODUCT REMIX 3000 Roosevelt Pittman Studio 1: Technology	BODY DOUBLES: PAINTING THE FIGURE Mel Cook Studio 4: Painting & Drawing	ACTIVIST PATCHES Nora Renick-Rinehart Studio 7: Printmedia	
September 30 - December 9	SATURDAYS 1:30-4PM	INTRO TO SPECIAL EFFECTS: 2D ANIMATION Diana Torres Studio 1: Technology	IN THE MOMENT: DOCUMENTARY PHOTOGRAPHY Jasmine Clark Studio 2: Technology & Darkroom	PAST TO PRESENT: CERAMIC VESSELS Liz McCarthy Studio 6: Ceramics	TAKE A STAND: PROTEST BANNERS Jonathan Herrera Studio 8: Fashion & Fiber

Turn to pages 7 & 8 for full course descriptions.

COURSE DESCRIPTIONS FOR 6 - 8 GRADERS

TUESDAYS | 5-7:30PM

CHI CITY MASH UP: PHOTOGRAPHY EXPLORATIONS

Phil Dembinski | Studio 2: Technology & Darkroom

Learn to create photographs using digital cameras, iPads, and experimental darkroom techniques! Explore the city as you learn the basics of photography. Using collage, you will transform your images and create your own imagined worlds.

DON'T SAY IT, PAINT IT: PAINTING FOUNDATIONS

David Downs | Studio 4: Painting & Drawing

Learn how to paint with acrylic using weird colors, textures, and your own ideas. You will combine realism and abstraction to create work that reflects your identity. Your paintings will be fearless and exciting and all about you!

#PRINTS: PRINTMAKING FOUNDATIONS

Cathleen Cramer | Studio 7: Printmedia

Create art that sends a message! Learn printmaking techniques to create prints that communicate your personal ideas. If you like poetry, graffiti art, or political posters, this course is for you.

WEDNESDAYS | 5-7:30PM

SLICE OF LIFE: CLAYMATION

Andra Helton | Studio 3: Technology

Curious about stop-motion animation and mooshing clay between your fingers? Sculpt clay into blocks with wild colors and designs, then slice the clay and photograph it so you can animate your sculptures into colorful, swirling, and dizzying claymations!

ON THE SURFACE: CERAMIC EXPLORATIONS

Jennifer Kaplan | Studio 6: Ceramics

Learn sgraffito, a ceramic process where you carve into the surface of clay to create dazzling images and patterns! Create clay vessels, both on the wheel and by hand-building, then decorate the surface using sgraffito techniques. Great for those new to ceramics or wanting to learn new approaches to working with clay.

SEW MUCH FUN

Nora Renick-Rinehart | Studio 8: Fashion & Fiber

Don't let sewing intimidate you — become a master of the sewing machine! Learn the ins and outs of the machine while building a set of skills that will serve you for years and projects to come. You will sew anything from clothes to tote bags and much more!

THURSDAYS | 5-7:30PM

CUT / PASTE: INTRO TO PHOTOSHOP

Dylan Fish | Studio 1: Technology

Become a photoshop pro! Learn basic skills like editing, altering, and manipulating photos to create digital art. Use green screen to transport yourself, add text to tell a story, cut and paste to make a hybrid, or digitally paint to add color.

ON THE GO: PHOTOGRAPHY EXPLORATIONS

Jacklyn Silverman | Studio 2: Technology & Darkroom

Do you like taking photos on your phone? Using iPads, learn about the photography studio that travels with you to make postcards, prints, and books to share. Use cool apps to edit and design your photos to communicate your style.

HEAD, SHOULDERS, KNEES, & TOES: INTRO TO FIGURE DRAWING

Keaton Bell | Studio 4: Painting & Drawing

Learn how to draw hands, feet, faces, clothes, and more by drawing from a model. Looking to draw people more realistically or improve character design for comics/animations? Develop your figure drawing skills here!

FRANKENTOYS: 3D DESIGNS

Andres Lemus-Spont & Mayra Spont-Lemus

Studio 8: Fashion & Fiber

Calling all mad-scientists: create your very own Frankentoy! Using old toys as both materials and inspiration, cut, sew, drill, and glue together the necessary components to construct a one-of-a-kind creation.

FRIDAYS | 5-7:30PM

PENS TO PIXELS: CHARACTER DESIGN & DEVELOPMENT

Nic Meier | Studio 3: Technology

Design original characters using the techniques and software utilized by professional comic book, video game, and animation designers! Start by designing a hand-drawn character from scratch, then use Photoshop to refine and enhance your designs into a fully developed character.

SATURDAYS | 10AM-12:30PM

LIGHT GRAFFITI: PHOTOGRAPHY EXPLORATIONS

Katie Rodrigues | Studio 2: Technology & Darkroom

Use photography to create graffiti with light! Learn the basics of digital photography and how to use different light sources, stencils, reflective objects, and your own body to compose an image from light and shadow.

COURSE DESCRIPTIONS FOR 6 - 8 GRADERS

ANIMATION FOR THE MASSES

Joe Meredith | Studio 3: Technology

Create an animated public service announcement that warns people of a zombie apocalypse! Or promote the benefits of an all Flaming Hot Cheetos diet! Animate words and characters, or create explosions, light effects, fire, and more.

LARGER THAN LIFE SCULPTURE

Lauren Carter: Studio 5: Mixed Media

Make larger than life versions of your favorite everyday objects, like a gummy bear that is as big as your head or a giant pencil that you have to hug in order to use! Learn how to use paper-maché and plaster to create 3D realistic sculptures.

FIRST TIME POTTER: INTRO TO CERAMICS

Levi Yastrow | Studio 6: Ceramics

Learn how to work with clay through handbuilding and wheel throwing techniques. Make a bowl for your cereal or a mug for your favorite drink. At the end of the course, enjoy a feast using the ceramics you made!

SATURDAYS | 1:30-4PM

COLORFUL PORTRAITS: DIGITAL PHOTOGRAPHY

Lily Alfaro | Studio 3: Technology

Create colorful, compelling portraits! Using digital photography, lighting techniques, photo editing, and colorful compositions that pop, make yourself look like a fashion star on the cover of a magazine or a singer in a music video.

EDGY: ABSTRACT PAINTING

James Jankowiak | Studio 4: Painting & Drawing

Create dazzling paintings! Learn the fundamentals, develop your own style, and create optical illusions through paint. Beginners are encouraged to join, and experienced painters will learn a new approach!

ON SITE: ART IN PUBLIC PLACES


Gwen Terry | Studio 5: Mixed Media

Learn about public art and create your own installations that tumble down walls, crawl up beams, or are suspended from the ceiling. Work collaboratively to create art that completely transforms the space and takes over Marwen!

PENCILS & POSTERS: INTRO TO ILLUSTRATION

Lee Kintner | Studio 7: Printmedia

Learn the fundamentals of design by illustrating hand-drawn posters. Create a poster of your favorite band or of a social issue important to you. See how text, color, and design can come together to communicate your ideas.



COURSE DESCRIPTIONS FOR 9 - 12 GRADERS

TUESDAYS | 5-7:30PM

REEL REACTIONS: INTRO TO FILM

Barbara Banda | Studio 1: Technology

Using the short-form method, learn to produce, shoot, and edit a narrative, documentary, and informational video! Go on trips, meet Chicago artists, watch classic films, and explore YouTube and BuzzFeed as inspiration to create powerful and personal films.

WEDNESDAYS | 5-7:30PM

IMPOSSIBLE DREAMS: DIGITAL ANIMATION

Jesse Avina | Studio 1: Technology

Animate your life using the Rotoscope technique! Learn how to operate a video camera, edit video, and use Photoshop to digitally draw, manipulate, and alter each frame, inventing new actions and creating your own fantastical landscapes.

DOUBLE EXPOSURE: EXPERIMENTAL DARKROOM PHOTOGRAPHY

Dan Hojnacki | Studio 2: Technology & Darkroom

Learn the exciting process of analog darkroom photography. Create one-of-a-kind photographs experimenting with 35mm film. Explore your individual stories and ideas through collage, collaboration, long and double exposures, and hand-made cameras.

FACT & FICTION: DRAWING COMICS

Meredith Leich | Studio 4 : Painting & Drawing

Where does fact end or fiction begin? Sharpen your drawing and storytelling skills by creating drawings, comics, and posters that engage both fact and fiction to create new realities.

TELL IT LIKE IT IS: PRINTMAKING EXPLORATIONS

Anna Hasseltine | Studio 7: Printmedia

Share your thoughts and opinions while making your own custom posters and graphic tees. Learn to make multi-layer prints through linocuts, stencils, and drypoint printing that use color, form, and text that communicate a message.

THURSDAYS | 5-7:30PM

PHOTO STORIES: DIGITAL PHOTOGRAPHY

Aidan Fitzpatrick | Studio 3: Technology

Expand your storytelling skills by looking to your dreams, favorite songs, family photos, and instagram feed for inspiration! Learn the fundamentals of digital photography, including depth of field, shutter speed, and focus to create meaningful photos.

PIECE IT TOGETHER: GLASS MOSAICS

Andy Bellomo | Studio 5: Mixed Media

Cut and shape glass to fit into lines, shapes, patterns, and abstract images. Elevate your technique to create tight, clean, and beautifully designed motifs. Work collaboratively to form a large glass mural created by the whole class!

FINDING CENTER: CERAMIC FOUNDATIONS

Levi Yastrow | Studio 6: Ceramics

Dig into clay and create vessels on the wheel, hand-build pots, and draw on ceramic forms. This course introduces the fundamentals of wheel throwing, coil and slab building, carving, and glazing. Work with your hands to create one-of-a-kind ceramics!

DRAW WHAT YOU SEE: THE PORTFOLIO SERIES

Sabba Elahi | Studio 7: Printmedia

Move beyond drawing traditional still lifes, portraits, and landscapes and infuse your work with personal meaning and style. Create artwork you can use for your art portfolio, college, and scholarship submissions. All drawing levels and styles are welcome! This course is part of the Portfolio Program series that focuses on a different theme each term.

FRIDAYS | 5-7:30PM

TURNING HEADS: SNAPBACK DESIGN

DJ DeGayner | Studio 5: Mixed Media

Learn how to transform your regular snapback or baseball cap into a work of art! Customize your hats by using embroidery, beading, and design techniques. Add the logo of your favorite band, anime characters, or bedazzle it to make it the ultimate fashion accessory.

SATURDAYS | 10AM-12:30PM

RENDER IN BLENDER: PRODUCT REMIX 3000

Roosevelt Pittman | Studio 1: Technology

Create a remix of your favorite products the way artists create content for video games. Work with computer software and pen tablets to construct and sculpt a 3D model that is an innovative redesign of your favorite products, like a skateboard, furniture, or game console.

BODY DOUBLES: PAINTING THE FIGURE

Mel Cook | Studio 4: Painting & Drawing

Using watercolor, acrylic, oil paint, and a live figure model, learn how to strengthen your observational skills, mix skin tones, and draw proportionally. Take your work to the next level by exploring themes of identity and politics as it relates to the body.

COURSE DESCRIPTIONS FOR 9 - 12 GRADERS

ACTIVIST PATCHES

Nora Renick-Rinehart | Studio 7: Printmedia

Bling out your wardrobe while speaking your mind. Learn fiber processes, including screen printing and embroidery, to create and embellish patches that you can add to your hoodies, jackets, book bags, and more! Make a patch to promote a social cause or your favorite saying — just wear your art!

SATURDAYS | 1:30-4PM

INTRO TO SPECIAL EFFECTS: 2D ANIMATION

Diana Torres | Studio 1: Technology

Make animations even if you don't know how to draw! Learn the fundamentals of 2D digital animation. Starting off with basic shapes, learn to create film titles, special effects, and even animated characters.

IN THE MOMENT: DOCUMENTARY PHOTOGRAPHY

Jasmine Clark | Studio 2: Technology & Darkroom

Learn how photographs can make a difference. Develop both digital and analog film techniques while engaging with the community around Marwen to create a documentary project with your peers. Explore photo genres, including portraiture, landscape, and still-life photography.

PAST TO PRESENT: CERAMIC VESSELS

Liz McCarthy | Studio 6: Ceramics

Visit museums to get first-hand experience of artifacts from past civilizations, then experiment with making these ancient forms your own! Learn wheel throwing, hand-building, and using glazes to develop your own vessels.

TAKE A STAND: PROTEST BANNERS

Jonathan Herrera | Studio 8: Fashion & Fiber

Flags and banners have the ability to gather people behind a common cause, like the pride flag or a protest banner at a rally. Make your own sign that communicates a message important to you. Work with cloth, paint, sewing, charcoal, and found materials, and make your voice heard!



IMMERSION PROGRAMS*

THE FACE OF MARWEN: A COMMISSION PROJECT

Tuesdays | 5-7:30pm

Lisa Lindvay | Studio 3: Technology

Get paid to create original work for Marwen's building! Using studio photography and graphic design, create art to be displayed in the windows and on a billboard-sized banner, bringing the outside of Marwen to life.

Questions? Contact Sarah at satlas@marwen.org or 312.374.2907.

THE STUDENT ADVISORY BOARD (SAB)

Become more involved at Marwen! Plan and participate in special events and workshops, share your ideas on how to make Marwen a better place, and become Marwen ambassadors! Meetings will be held monthly for approximately 2 ½ hours. You will receive service learning hours for your first term of participation (Fall 2017) and a modest stipend for the second term (Spring 2018).

Questions? Contact Karen at kquinteros@marwen.org

**Programs require an application. Applications can be found online at www.marwen.org and at Marwen's front desk.*



COLLEGE AND CAREER SUPPORT

Marwen's College and Career Team provides individual counseling, resources, and programs to students, alumni, and families. We work with students as they transition to high school, college, or to the workforce to help them identify pathways to reach their goals. Our resources and programs are for everyone, including students who are undocumented, studying art, or pursuing studies and work outside the arts.

WORKSHOPS

SAT PRACTICE TEST

Monday, October 9 | 9am-2pm

Take the practice SAT for free! Arrive with #2 pencils and a non-graphing calculator. Exam will include the essay portion of the SAT. We will score your test and email you the results! If interested, sign up during registration, or contact Vanessa at vfarias@marwen.org or 312.374.2949.

PORTFOLIO REVIEW

Friday, October 13 | 4:30-7:30pm

Build a portfolio for college or art-related scholarships! Get feedback on your artwork from professional artists and college admission counselors. Receive tips and recommendations for next steps with your portfolio and how to make your artwork stand out.

COLLEGE RESEARCH AND APPLICATIONS

Wednesday, October 25 | 5:30-7:30pm

Learn the steps involved in researching colleges and submitting applications. Resources in English and Spanish are available. Open to families and students. Sign up during registration, or contact Vanessa at vfarias@marwen.org or 312.374.2949. Hablamos español también y tendremos recursos en español.

FINANCIAL AID

Wednesday, November 1 | 5:30-7:30pm

Learn the steps for applying for financial aid, researching scholarships, and submitting the FAFSA application for college. Open to families and students. Sign up during registration, or contact Vanessa at vfarias@marwen.org or 312.374.2949. Hablamos español también y tendremos recursos en español.


HIGH SCHOOL OPTIONS

Wednesday, November 8 | 5:30-7:30pm

Learn about the CPS high school application processes, including selective enrollment schools, charter schools, and high schools with strong art programs. Open to families and students. Sign up during registration, or contact Sarah at satlas@marwen.org or 312.374.2907. Hablamos español y tendremos recursos en español.

COLLEGE VISITS

Spend the day visiting local college campuses and meeting admissions representatives with Marwen staff and alumni. Lunch and transportation provided. Full schedule and details available at the start of term. Contact Vanessa at vfarias@marwen.org or 312.374.2949.



FREE EVENTS AT MARWEN

SUMMER TERM EXHIBITION

Summer 2017 Student Exhibition
September 11 - October 13
Exhibition Celebration: Friday, September 22 | 5-7pm
Marwen students, families, and friends welcome.

COLLEGE FAIR

Monday, October 16 | 5:30-7pm
Families and students are invited to Marwen's annual College Fair! Meet representatives from local and national art schools, four-year universities, and community colleges. Get valuable information about admissions, programs, scholarships, and more. No registration required; Marwen students, families, and friends welcome.

FAMILY ALTAR BUILDING WORKSHOP

Saturday, October 21 | 4-7:30pm
Create a community altar that honors your ancestors and celebrates life, inspired by indigenous Latin American Día de los Muertos and African cultural traditions. Marwen students and families welcome. Food will be served.

DIY HOLIDAY EXTRAVAGANZA

Thursday, December 14 | 5-7:30pm
Celebrate the end of the year with Marwen. We will have yummy treats, warm drinks, art-making activities, and more. Marwen students and families welcome.



WE HOPE TO SEE **YOU** THIS FALL AT MARWEN!

MARWEN FAMILIES SUPPORT MARWEN

Each year, Marwen provides hundreds of young people with high quality visual art, college planning, and career preparation experiences. We are proud to be able to provide these opportunities free-of-charge thanks to broad support. Marwen families can provide an essential foundation to this support by making a donation in the suggested amount of \$30 to honor our 30th anniversary per student. Gifts at all levels are greatly appreciated.

THANK YOU for your generous support. We couldn't do what we do without you.



SURDNA FOUNDATION



Paul M. Angell Family Foundation

Anonymous Foundation

The ATHENA Fund

Bank of America

Chicago Bulls Community Assist Fund,
a McCormick Foundation Fund

The Chicago Community Trust

City of Chicago, Department of Family and
Support Services

The Crown Family

Dan J. Epstein Family Foundation

Exelon

The Field Foundation of Illinois

The Judy Family Foundation

James P. and Brenda S. Grusecki
Family Foundation

The Joyce Foundation

The Leo S. Guthman Fund

Lloyd A. Fry Foundation

The Harvey L. Miller Family Foundation

Prince Charitable Trusts

Polk Bros. Foundation

The REAM Foundation

The Siragusa Family Foundation

Topfer Family Foundation



833 N Orleans Street
Chicago, IL 60610

FALL 2017 AT Marwen

HOW TO VISIT US

Marwen is located at 833 North Orleans Street

BY TRAIN

Take the Brown Line to the Chicago and Franklin stop and walk one block west on Chicago to Orleans. Walk one block north on Orleans to Marwen.

OR

Take the Red line to the Chicago and State stop and walk six blocks west on Chicago or take the #66 bus (see below) to Orleans Street. Walk one block north on Orleans to Marwen.

BY BUS

Take the #66 Chicago Avenue bus and get off at Orleans Street. Walk one block north to Marwen.

Questions? Contact our registrars, se habla español:

Barbara at bbanda@marwen.org, 312.374.2971

Karen at kquinteros@marwen.org, 312.374.2911

www.marwen.org

