



Philips dictation recorder for iOS

Version 3.9

Release announcement

Overview

NEW FEATURES IN PDR FOR IOS 3.9..... 4

- In-app document retrieval (SpeechLive).....4**
- New option menu in recording list.....6**
- Dictation properties can be edited.....7**
- Automatic reconnect to SpeechLive (CIOS-344).....9**
- Change in the way default setting of dictation properties can be set (CIOS-364).....9**
- Modification of Quick Start Guide.....10**

BUG FIXES IN PDR FOR IOS 3.9 10

- Typos and spelling fixes10**
- Dictation recorder skipping sequence number (CIOS-341).....10**
- 1kB file caused issues on mobile server (CIOS-318).....11**
- Add an “x” to the naming field (CIOS-281)11**

SUPPORTED OPERATING SYSTEMS..... 11

AVAILABILITY 11

Dear partner,

We are proud to announce the upcoming release of our Philips dictation recorder for iOS 3.9.

This main enhancements in this version is:

- **In-app document retrieval (SpeechLive)**
- **New option menu in recording list**
- **Dictation properties can be renamed**

If you have any questions don't hesitate to contact me.

With best regards,

Erik Anderssen

Product Manager




To protect the environment this document is optimized for online reading.
If it is required to print out this document please use the double-sided printing option.

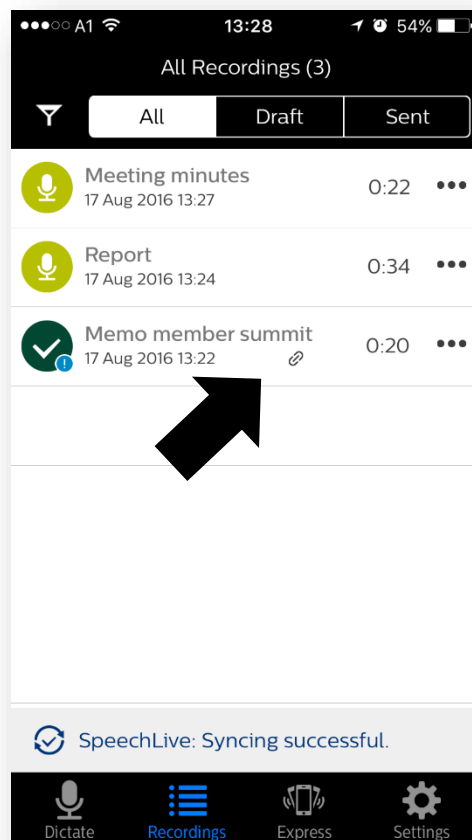
NEW FEATURES IN PDR FOR IOS 3.9

In-app document retrieval (SpeechLive)

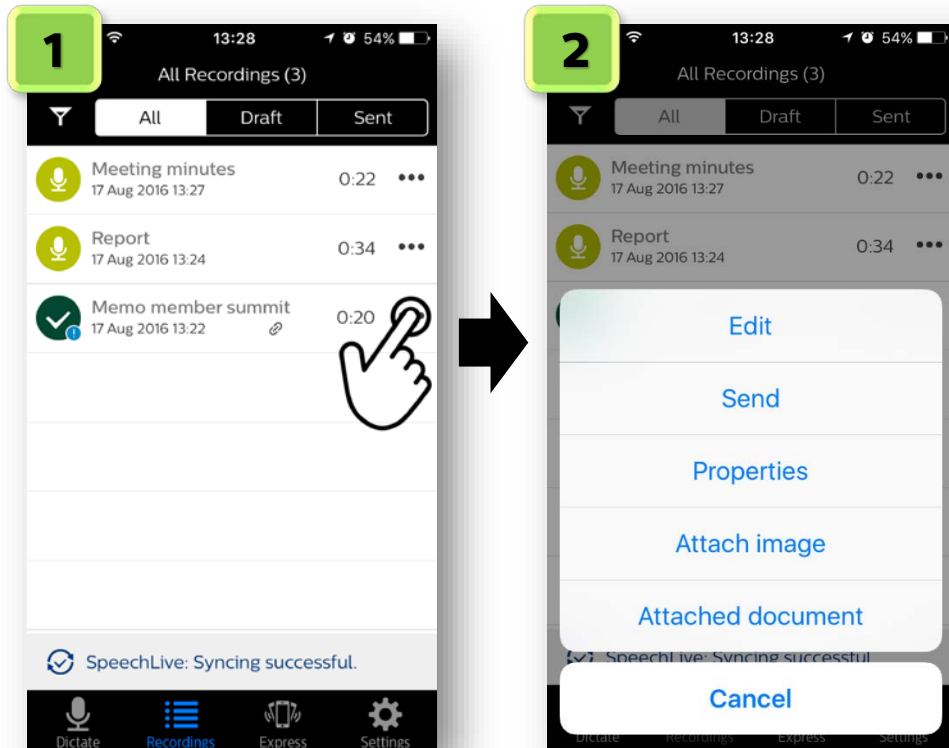
This version of the app now also supports retrieval of documents in the application. (Only supported in combination with SpeechLive)

Regardless whether the text is returned by the speech recognition service, the transcription service or the personal transcriptionist – the user can open the attachment as soon as it was uploaded.

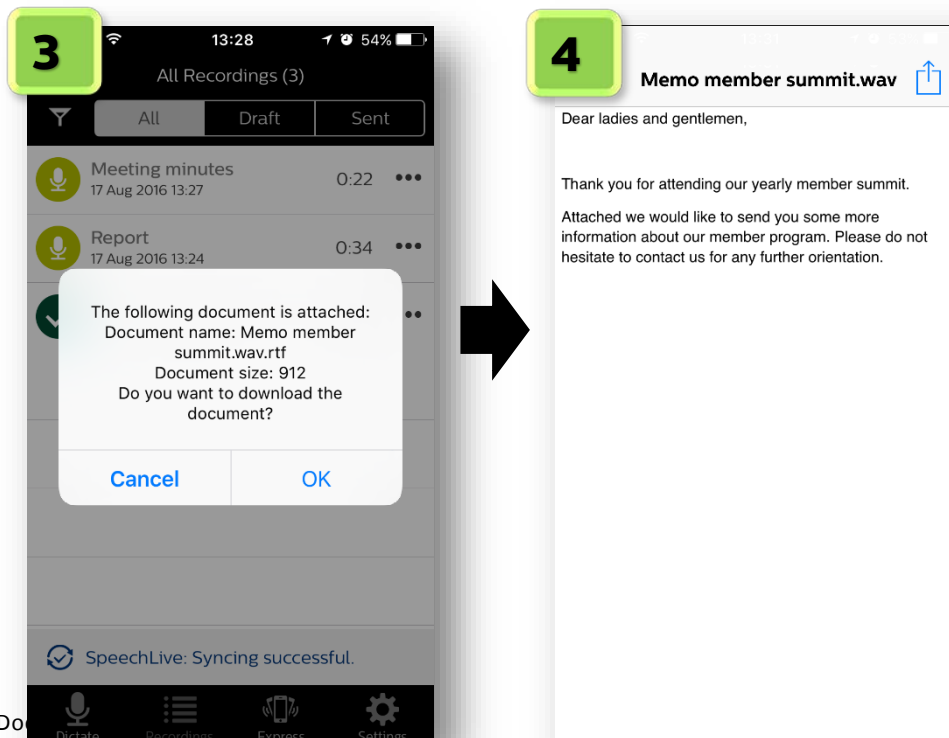
Attachments will be shown with the same symbol as also used in the SpeechLive dictation management .



The document can be opened by first pressing the three dots on the right side

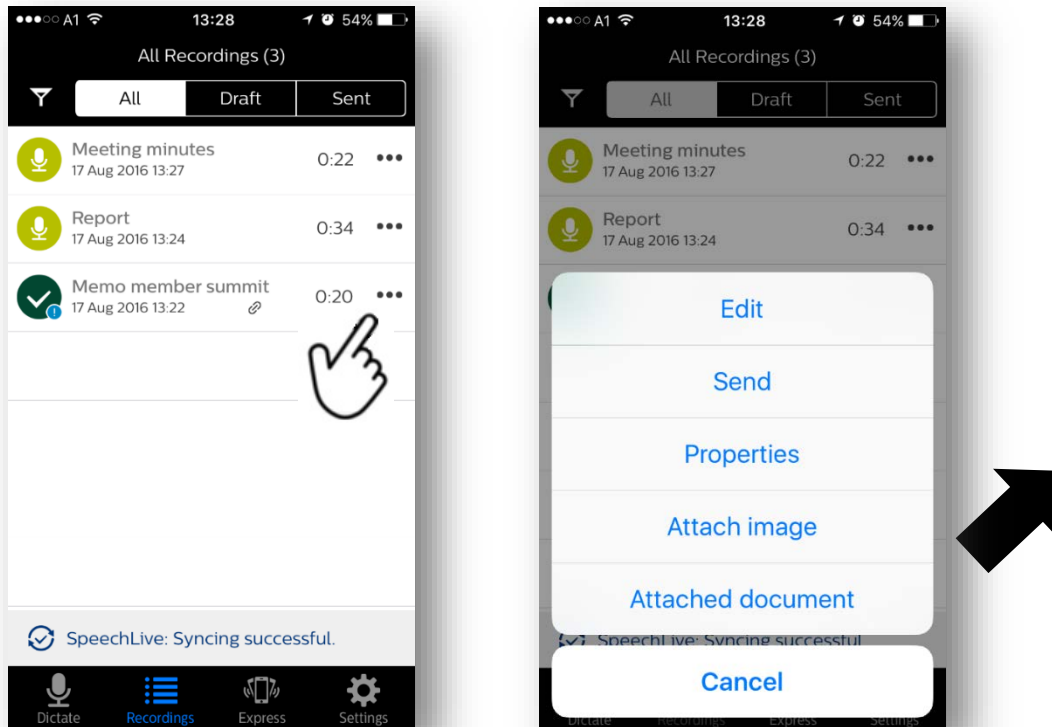


Then there is a new option dialog which shows “Attached document”. If the user has multiple apps that are capable of opening the document type, he will be asked which app to use.



New option menu in recording list

The recordings list has now a new way of editing files. On the right side there is a new symbol showing three dots [...], which opens the option menu.



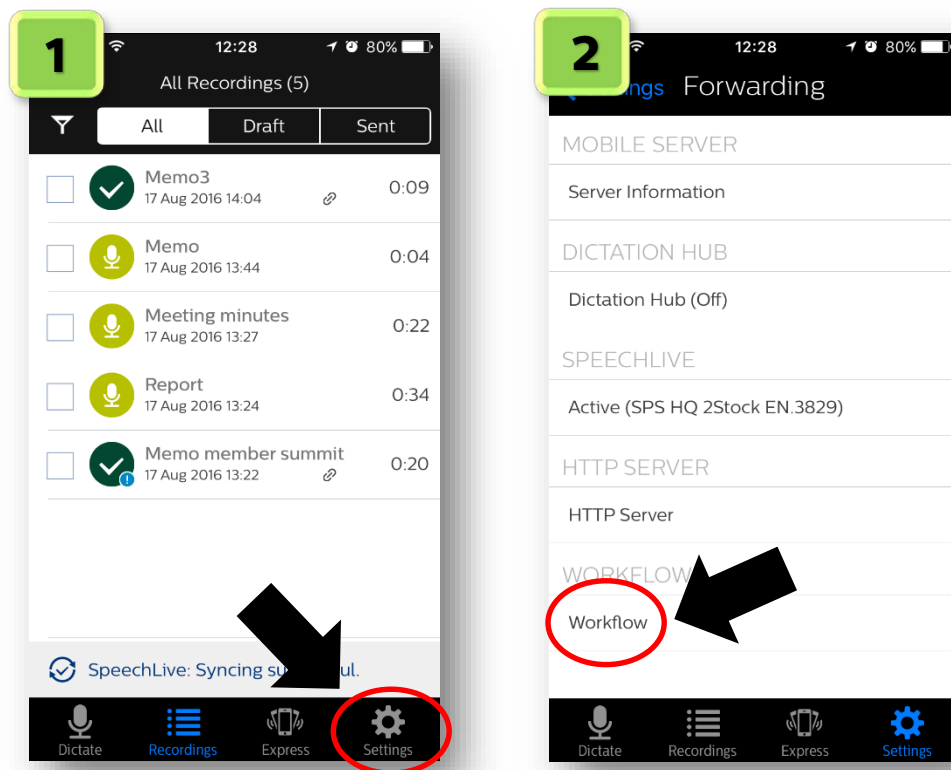
The menu shows the following options:

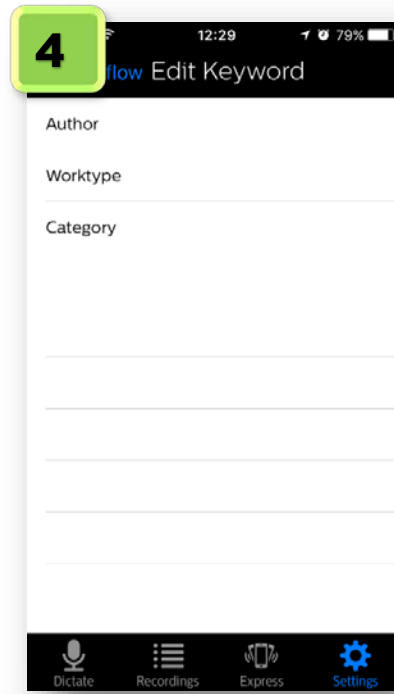
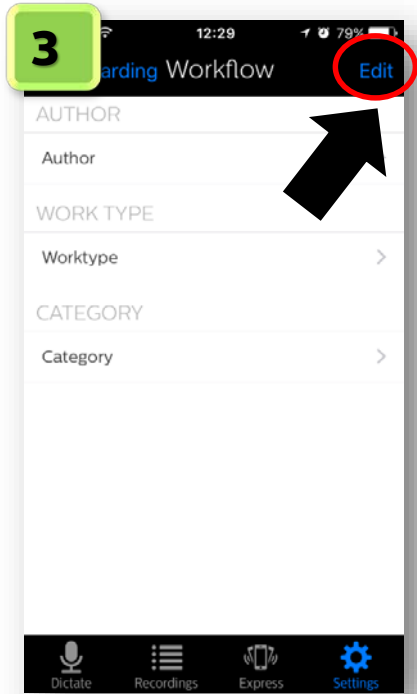
- **Edit**
Opens the recorder for dictation editing.
- **Send**
Opens the sending menu. If only one sending option was configured the dictation gets sent immediately.
- **Properties**
Opens the dictation properties view.
- **Attach image**
Opens the image dialog without having to access the properties view. (Images can only be sent via the mobile server, the dictation hub or email)

- **Attached document**
Opens the attached document (regardless whether it was attached by the personal secretary, the transcription service or the speech recognition service)
- **Recall dictation**
This option is only available 2 minutes after a dictation has been sent to the transcription service (SpeechLive)

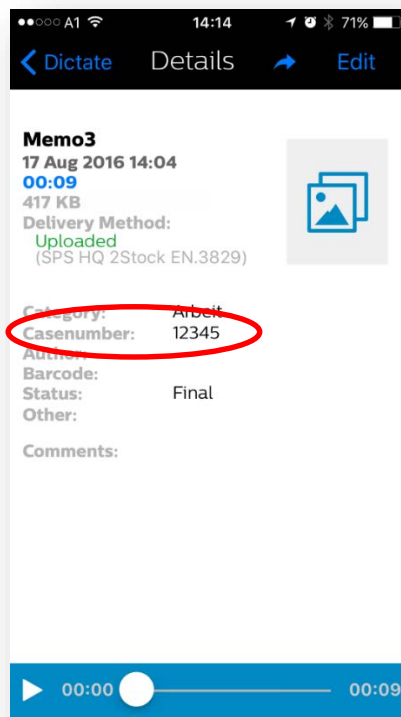
Dictation properties can be edited

The dictation properties in the Philips dictation recorder for iOS can now also be edited. To do so, follow these steps:





After the name for the dictation property has been changed it will show up with the new name in dictation properties:

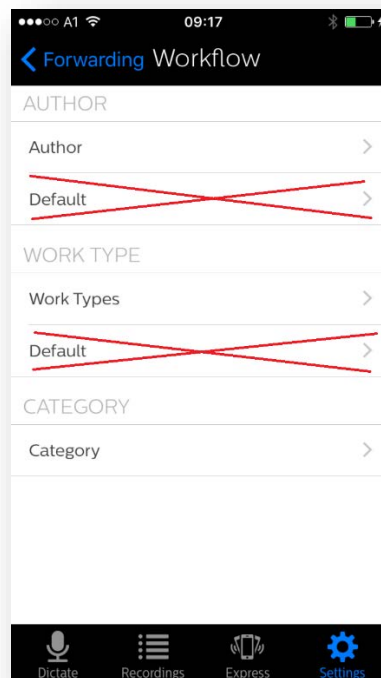


Automatic reconnect to SpeechLive ([CIOS-344](#))

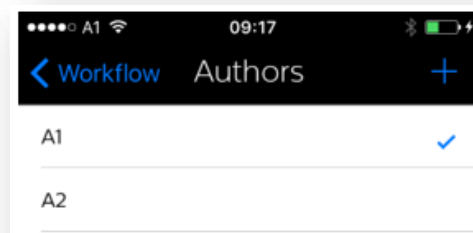
In previous versions the Philips dictation recorder did not try to reconnect to the internet if the app was started without having internet access. This has now been fixed, and the app immediately connects to SpeechLive when the internet connection has been established again.

Change in the way default setting of dictation properties can be set ([CIOS-364](#))

Until now there was a special field for Default settings in the “Workflow” menu of the app. This has now been reworked to make it easier for the customer.

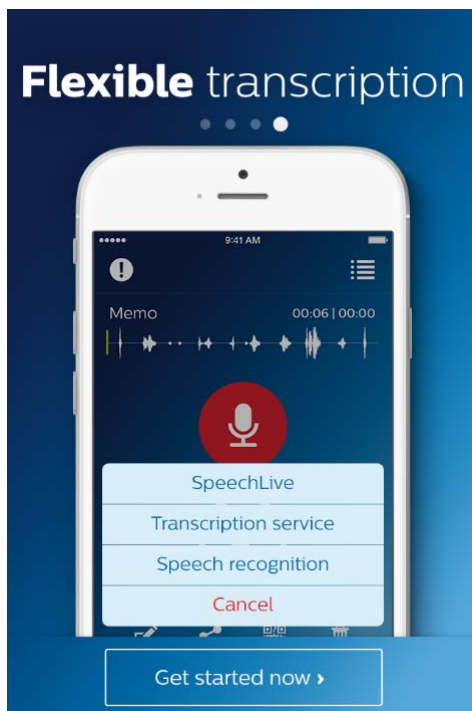


The default settings can now be set by simply taping the property you want to set as default in the dictation property option. The checkmark symbol on the right side will indicate which property is set as default.



Modification of Quick Start Guide

The last screen of the Quick Start Guide has been changed to underline the benefits of SpeechLive. Some sending options like “Dictation Hub” and “Mobile server” has been removed.



BUG FIXES IN PDR FOR IOS 3.9

Typos and spelling fixes

<https://jira.speech.com/browse/CIOS-310>

<https://jira.speech.com/browse/CIOS-340>

<https://jira.speech.com/browse/CIOS-357>

<https://jira.speech.com/browse/CIOS-358>

<https://jira.speech.com/browse/CIOS-362>

Dictation recorder skipping sequence number ([CIOS-341](#))

In some cases the sequence number which is part of every dictation name was skipped causing issues in the back office, because the secretaries where afraid that a dictation has gone missing.

1kB file caused issues on mobile server ([CIOS-318](#))

If a 1kB file was sent to the mobile server it caused a transmission error.

Add an “x” to the naming field ([CIOS-281](#))

To ensure that a dictation name can be deleted faster we included an “x” to the field, which the user can tap to immediately erase the complete dictation name. That way he doesn't need to delete every character manually.

Supported Operating Systems

The App is designed and supported on:

- iPhone 4s with iOS 9.x
- iPhone 5, 5S with iOS 9.x and 10.x
- iPhone 6, 6+ with iOS 10.x

AVAILABILITY

Launch date is the 02.09.2016

The dictation recorder will be available in the appstore on 02nd of September 2016 09:00 GMT+1.