

# CRGC

CANCER REGISTRY OF  
GREATER CALIFORNIA

## Population-Based Cancer Data A Snapshot of Statistical Power

The Cancer Registry of Greater California (CRGC) systematically collects patient-level cancer data. Its registry database contains more than 2.3 million cases of cancer.

Of the more than 103,000 cases reported to the CRGC in 2014, 18% are reported from Hispanic or Latino patients, 6.5% are from Asian patients, 4.3% are from Black or African-American patients, 0.6% are from Native American, Alaskan, Hawaiian, or Pacific Islander patients. A growing 0.8% are reported from patients who identify with more than one race.

The data are compelling and illustrative for innumerable purposes relevant to cancer surveillance and surveillance research.

See our **Fact Sheets** on prostate cancer, leukemia, breast cancer, Hodgkin lymphoma, and liver cancer at:

<http://crgc-cancer.org/research/factsheets/>

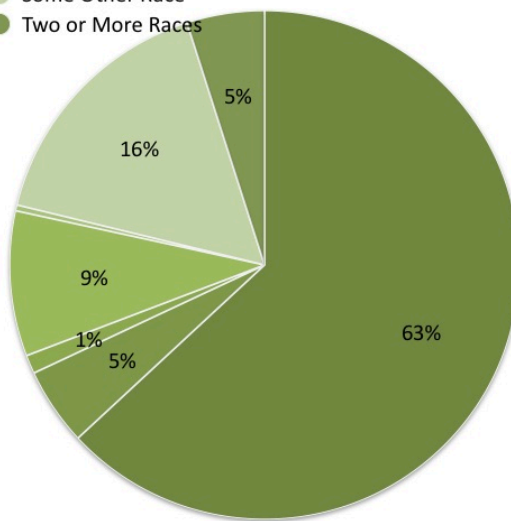


### Our Region

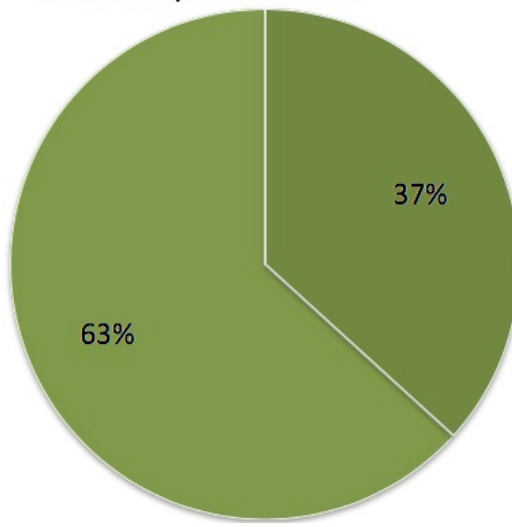
The CRGC collects cancer data about every new case of cancer diagnosed or treated within its state designated region composed of 48 counties in California, represented in grey above.



- White
- Black or African American
- American Indian and Alaska Native
- Asian
- Native Hawaiian and Other Pacific Islander
- Some Other Race
- Two or More Races



- Hispanic or Latino
- Not Hispanic or Latino




### Race and Ethnicity

The data of the CRGC are especially important not only for their high volume and high quality, but also for their reflection of the demographic diversity of Californians who reside in the CRGC region, illustrated in the green pie charts above.



### Sources of Cases of Cancer Reportable to the Cancer Registry of Greater California

 Type of Source	Number
ACOS Hospitals	54
Non-ACOS Hospitals	132
Pathology Laboratories	42
Radiation Treatment Centers	39
Physicians	14,201
VA Hospitals	4
Military Hospitals	3
Indian Health Service Health Clinics	9
Indian Tribal Health Centers	24
Freestanding Surgical Centers	92
Other (including nursing facilities, coroner's offices, and prison hospital)	67
<b>Total</b>	<b>14,667</b>

### Data Since 1988

Since the CRGC began compiling cancer registry data, its database has grown to include more than 2.3 million cancer case records.



Cancer Cases Compiled by the CRGC, 1988-2014					
Racial Categories	Ethnic Categories				Total
	Hispanic/Latino		Not Hispanic/Latino		
	Female	Male	Female	Male	
American Indian/Alaska Native	2,188	2,116	80	70	4,454
Asian	60,888	46,772	386	129	108,175
Native Hawaiian or Other Pacific Islander	2,234	1,682	34	40	3,990
Black or African American	39,786	44,120	645	424	84,975
White	915,519	910,757	168,024	142,296	2,136,596
More than One Race	10,857	8,956	658	544	21,015
TOTAL	1,031,472	1,014,403	169,827	143,503	2,359,205



The CRGC is a program of the Public Health Institute.

For more information about cancer registry data and its use in research, or to request cancer data for your study, visit the Cancer Registry of Greater California: <http://crgc-cancer.org/data-access-and-disclosure/>