

You can use the OverDrive app to get eBooks, audiobooks, streaming videos, and periodicals from your library on your iOS device (iPhone/iPad/iPod touch).

**NOTE:** Some digital formats may not be available from all libraries.

## STEP 1



Download the OverDrive app from the Apple App Store.

## STEP 2



Open the OverDrive app and follow the prompts to create an OverDrive account and log in. If you're under 13, select **I am under 13 years old** instead.

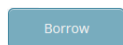
## STEP 3



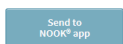
In the OverDrive app, swipe from left to right to open the **Home menu**. Then tap **+ Add a library** to find your library's OverDrive website.

- Tap the ★ to save your library to your library list.
- Tap your library's name to start browsing.

## STEP 4




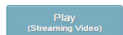
Log into your library's OverDrive website with your library card and borrow a title.



**NOTE:** Magazines and newspapers work a little differently than other digital titles. They have a **Send to NOOK app** button instead of a **Borrow** button, and to read them, you'll need to install the NOOK reading app from the Apple App Store. See our "getting started with periodicals" guide for more help.

## STEP 5

Find borrowed titles on your **Bookshelf** (under your **Account**) on your library's OverDrive website. From here, you can:



- **Download/Add** EPUB eBooks and MP3 audiobooks directly to the OverDrive app.
- **Add** streaming videos to the OverDrive app.
- Tap **Read** to open and read eBooks right in your browser.
- Tap **Listen** to open and play audiobooks right in your browser.
- If you've installed the Kindle® reading app from the Apple App Store, select **Download**, then **Kindle Book** (U.S. only) to complete checkout on Amazon's website and send the book to your Kindle reading app.