

You can use the OverDrive app to get eBooks, audiobooks, streaming videos, and periodicals from your library on your Kobo tablet, such as the Kobo Arc 7 or 10.

NOTE: Some digital formats may not be available from all libraries.

STEP 1



Download the OverDrive app from the Google Play store or app.overdrive.com

STEP 2



Open the OverDrive app and follow the prompts to create an OverDrive account and log in. If you're under 13, select **I am under 13 years old** instead.

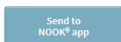
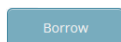
STEP 3



In the OverDrive app, find your library's OverDrive website. You can do this by swiping from left to right to open the **Home menu**, then tapping **Add**.

- Tap the ★ to save your library to your library list.
- Tap your library's name to start browsing.

STEP 4

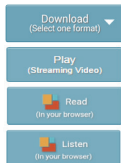


Log into your library's OverDrive website with your library card and borrow a title.

NOTE: Magazines and newspapers work a little differently than other digital titles. They have a **Send to NOOK app** button instead of a **Borrow** button, and to read them, you'll need to install the NOOK reading app from the Google Play store. See our "getting started with periodicals" guide for more help.

STEP 5

Find borrowed titles on your **Bookshelf** (under your **Account**) on your library's OverDrive website. From here, you can:



- **Download/Add** EPUB eBooks and MP3 audiobooks directly to the OverDrive app.
- **Add** streaming videos to the OverDrive app.
- Tap **Read** to open and read eBooks right in your browser.
- Tap **Listen** to open and play audiobooks right in your browser.
- If you've installed the Kindle® reading app from the Google Play store on your Kobo, select **Download**, then **Kindle Book** (U.S. only) to complete checkout on Amazon's website and send the book to your Kindle reading app.