

Getting started with Android™ devices

ebranch2go.lib.
overdrive.com

You can use the OverDrive app to borrow and enjoy eBooks, audiobooks, streaming videos, and periodicals from your library on your Android device.

NOTE: Some digital formats may not be available from all libraries.

STEP 1



Download the OverDrive app from the Google Play store or app.overdrive.com

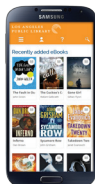
STEP 2





Open the OverDrive app and follow the prompts to create an OverDrive account and log in. If you're under 13, select **I am under 13 years old** instead.

NOTE: Only newer versions of the OverDrive app will prompt you to sign in or sign up for an OverDrive account. If you don't see these prompts, move on to step 3.

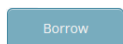
STEP 3



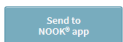
In the OverDrive app, find your library's OverDrive website. In newer versions of the app, you can do this by swiping from left to right to open the **Home menu**, then tapping **Add**. In older versions of the app, tap the  icon (or, if you don't have this icon, go to **Menu > Get Books**).

- Tap the  to save your library to your library list.
- Tap your library's name to start browsing.

STEP 4





Log into your library's OverDrive website with your library card and borrow a title.



NOTE: Magazines and newspapers work a little differently than other digital titles. They have a **Send to NOOK app** button instead of a **Borrow** button, and to read them, you'll need to install the NOOK reading app from the Google Play store. See our "getting started with periodicals" guide for more help.

STEP 5

Find borrowed titles on your **Bookshelf** (under your **Account**) on your library's OverDrive website. From here, you can:



- **Download/Add EPUB eBooks*** and MP3 audiobooks directly to the OverDrive app.
- **Add streaming videos** to the OverDrive app.
- Tap **Read** to open and read eBooks right in your browser.
- Tap **Listen** to open and play audiobooks right in your browser (on some devices).
- If you've installed the Kindle® reading app from the Google Play store, select **Download**, then **Kindle Book** (U.S. only) to complete checkout on Amazon's website and send the book to your Kindle reading app.

***NOTE:** If you're using an older version of the OverDrive app, you'll need to authorize your device with an Adobe ID to download EPUB eBooks. It's a one-time, free process that takes just moments to complete.