










## 2018 Illinois Chamber PAC Primary Election Results

IL House 82 <sup>nd</sup>	 Jim Durkin <sup>i†</sup>	 Mikey Straub
Results	6,737 (67.6%) ✓	3,235 (32.4%)
IL House 93 <sup>rd</sup>	 Norine Hammond <sup>i†</sup>	 Joshua Griffith
Results	5,221 (53.8%) ✓	4,481 (46.2%)
IL House 112 <sup>th</sup>	 Dwight Kay <sup>†</sup>	 Wendy Erhart
Results	4,344 (58.1%) ✓	3,137 (41.9%)

<sup>i</sup> Incumbent

<sup>†</sup> Chamber Endorsed

<sup>o</sup> Open seat

IL House 107 <sup>th</sup>	 Blaine Wilhour <sup>o</sup> †	 Laura Myers
Results	6,306 (60.4%) ✓	4,143 (39.6%)
IL House 109 <sup>th</sup>	 David Reis <sup>i</sup> †	 Darren Bailey
Results	7,399 (43.2%)	9,718 (56.8%) ✗
IL House 115 <sup>th</sup>	 Terri Bryant <sup>i</sup> †	 Paul Jacobs
Results	4,300 (55.4 %) ✓	3,462 (44.6%)

<sup>i</sup> Incumbent

† Chamber Endorsed





<sup>o</sup> Open seat





<b>IL House 89<sup>th</sup></b>	 Andrew Chesney <sup>o</sup> †	 Steve Fricke
Results	7,319 (53.6%) ✓	6,339 (46.4%)
<b>IL House 53<sup>rd</sup></b>	 Eddie Corrigan <sup>o</sup> †	 Katie Miller
Results	5,612 (61.7%) ✓	3,489 (38.3%)
<b>Illinois House 100<sup>th</sup></b>	 C.D. Davidsmeyer <sup>i</sup> †	 Jonas Hicks Petty
Results	9,021 (75%) ✓	2,999 (25%)

<sup>i</sup> Incumbent

† Chamber Endorsed

<sup>o</sup> Open seat

IL House 5 <sup>th</sup>	 Ken Dunkin <sup>o†</sup>	 Dilara Sayeed	 Lamont Robinson	 Felicia Bullock
	Results 3,074 (18.5%)	4,474 (27%)	<b>6,794 (40.9%) ✕</b>	2,249 (13.6%)

IL Senate 54 <sup>th</sup>	 Jason Plummer <sup>o†</sup>	 Rafael Him	 George Barber	 Ben Stratemeyer
	Results <b>13,222 (57.2%) ✓</b>	2,758 (11.9%)	2,453 (10.6%)	4,684 (20.3%)

<sup>†</sup> Incumbent  
<sup>†</sup> Chamber Endorsed  
<sup>o</sup> Open seat