

Doyers Street Seasonal Street 2018 Public Art Opportunity *Request for Proposals*



Project Introduction

The Chinatown District Management Association (Chinatown BID) welcomes artists from the community to submit proposals for an upcoming public art project on Doyers St. This project seeks to commemorate the life and accomplishments of Mabel Lee, a suffragette and the first female Asian-American graduate of Columbia University, after whom the Doyers Street Post Office will soon be named. Please read this entire document carefully and make sure to closely pay attention to deadlines and project requirements.


BIDDERS SHOULD NOTE THAT ANY AND ALL WORK INTENDED TO BE SUBCONTRACTED AS PART OF THE BID SUBMITTAL MUST BE ACCOMPANIED BY BACKGROUND MATERIALS AND REFERENCES FOR PROPOSED SUBCONTRACTOR(S) – NO EXCEPTIONS.

Project Scope and Specifications

The proposal should include a public art element that will be placed directly on the street using pre-approved materials described below. The design should be colorful and creative, as well as directly reflective of Chinatown's character and pay homage to Mabel Lee, the first female Asian-American graduate of Columbia University and an ardent fighter for universal suffrage during the early 20th century. The artwork should be fluid and fill the area of the closure as much as possible (see site map on next page specifying project limits).

Artists are required to create designs that are made up of either paint or a vinyl material applied to the pavement. The artwork does not need to use both paint and vinyl in their final design, but artists are encouraged to develop creative proposals that use both materials. Refer to the attached specification sheets for more information about the approved vinyl material. Artists should independently select a type of paint that is temporary and appropriate for application on asphalt. The street closure will last for 3 months, so all proposals should include designs that will last that long.

The installation and removal of the artwork will be the responsibility of the artist, but the Chinatown BID will work with the artist to execute this project and assist as needed.



Recent art installation using paint at Franklin St. and W. Broadway in Manhattan.



Application of a vinyl covering on the street in front of Macy's for the Thanksgiving Day Parade.

Project Timeline:

RFP Submission Released:	5/14/2018
RFP Bidders Meeting:	5/18/2018
RFP Questions Deadline:	5/23/2018
RFP Submission Deadline:	6/8/2018
RFP Review:	Early-June 2018
Contract Signed:	Mid-June 2018
Artwork Installed By:	Early-July 2018
Artwork Removed By:	Mid-September 2018

Proposal Bidding Requirements:

All proposals must be received by the Chinatown BID no later than 5:00 pm on May 30th, 2018 for consideration in the project proposal selection process. Only those proposals received by the stated deadline will be considered. All proposals, submitted by the deadline, will be reviewed and evaluated based upon information provided in the submitted proposal. The following criteria will be given considerable weight in the proposal selection process:

- Proposals received by the stipulated deadline and meets materials requirements
- Bidder's proven ability to deliver proposed services in a timely manner
- Bidder's ability to provide and deliver qualified personnel having the knowledge and skills required to effectively and efficiently execute proposed services
- Artwork is reflective of Chinatown character and pays homage to Mabel Lee

Chinatown BID shall reserve the right to cancel, suspend, and/or discontinue any proposal at any time they deem necessary or fit without obligation or notice to the proposing bidder/contractor.

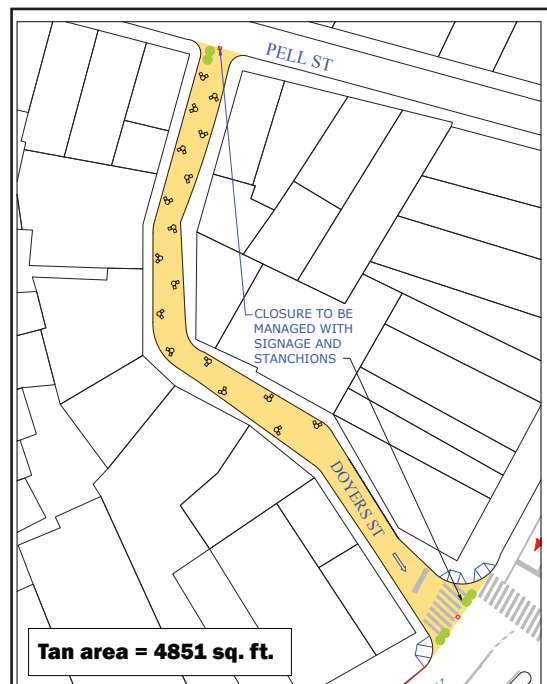
Project Budget:

The total budget for this project is **\$15,000.00**, distributed as follows:

\$12,500	To be spent on materials, installation, and removal of artwork
\$2,500	Artist fee for the creation of a design element
\$15,000	Total budget

Disclaimer:

This project is being pursued in partnership with the NYC Department of Transportation's Art Program. All works will be subject to DOT regulations and approval by the DOT Art Advisory Committee. For more information on the DOT Art Program, please visit www.nyc.gov/dotart



Artwork should only be included in shaded area and be distributed throughout the entire space.

Proposal Submission:

The following is a list of information that bidders must include in their proposal submission:

Summary of Bidder Background:

Bidder's Name(s):

Bidder's Address:

Bidder's Contact Info:

Description of Bidder/Organization:

Proposal Design:

Provide a mock up of the proposal as it would look on the street using the provided site plan

Supply as much detail as possible about which materials are being used

Give a detailed narrative about why the design was chosen

Project Budget:

Outline all materials, installation, and removal costs

Budget is not to exceed \$15,000

References and Sample Work:

Please provide 3 references and 3 sample works from previous projects



All proposals, questions, or comments should be directed to:

Wellington Chen, Executive Director

Faye Qiu, Marketing Associate

217 Park Row, 2nd Floor - Suite 9

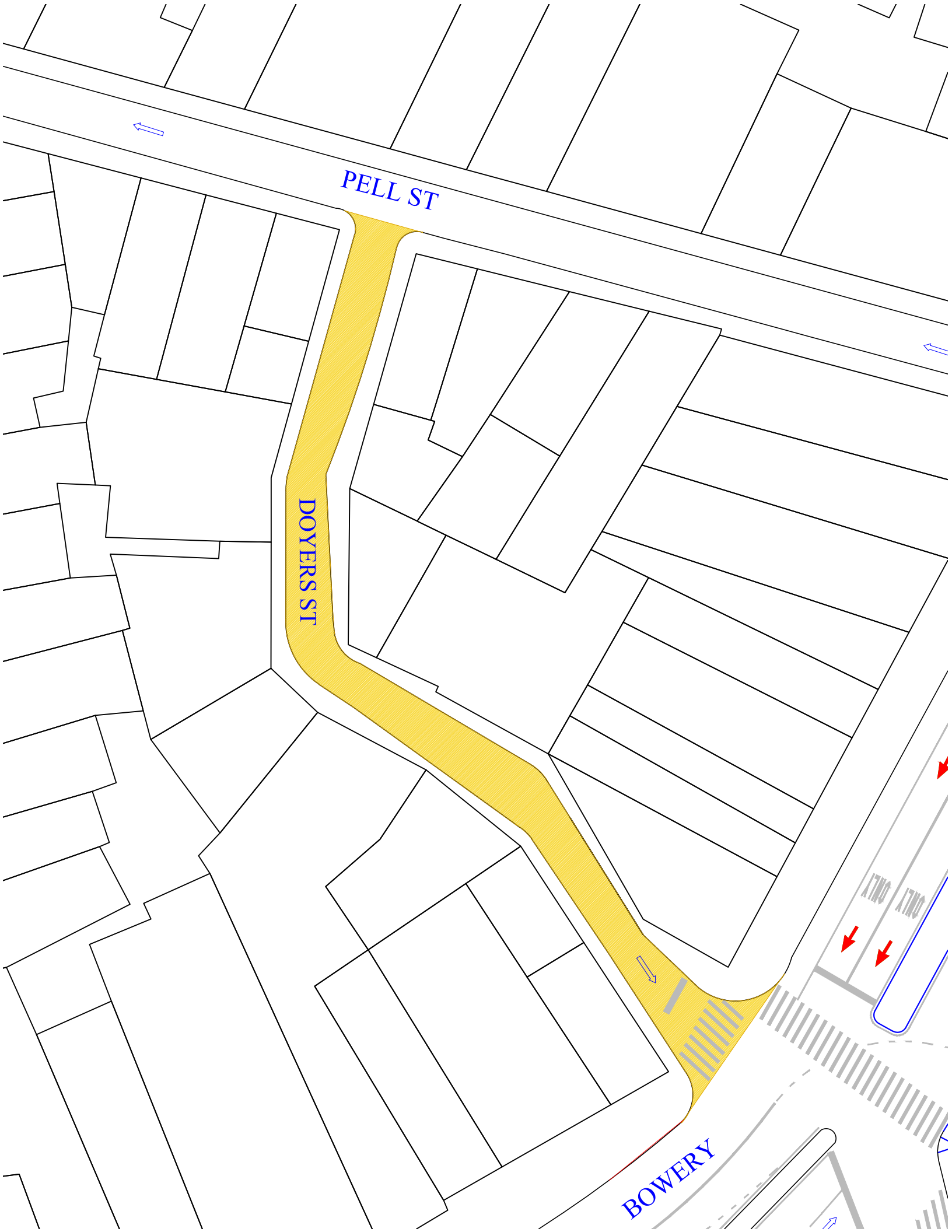
New York, NY 10038-1101

212 346 9288

wellington@chinatownpartnership.org

fqiu@chinatownpartnership.org







Scotchcal™ Graphic Film

3662

For Screen Printing Only

Product Description

This is a 2-mil, durable, opaque film designed for making short term graphics that are applied to unsealed, outdoor, pedestrian traffic surfaces or selected smooth-to-rough wall surfaces. This film has excellent hiding power and can be screen printed.

Application Ideas

Sidewalk signs provide a unique way to reach consumers at the retail point-of-customer contact. Almost anywhere you have pedestrian traffic, sidewalk signs can present your message effectively to customers, clients, visitors and employees. Here are just some of the many locations and ways a sidewalk sign may be used whether it is needed for just a day or for months.

- Use outside at fairs, trade shows, retail outlets, entertainment and sports venues, convention centers, private businesses, schools, public buildings and special events such as parades and marathons
- Build brand equity and support for sales promotions at the retail level
- Use for market test promotions
- Advertise product brands, sales, and upcoming events
- Create directional and informational signs
- Promote internal company events such as celebrations, employee recognition, etc.

Recommended Types of Graphics and End Uses

When constructed and used as described in this Bulletin, these types of graphics and end uses may be warranted by the 3M™ MCS™ Warranty. Please read the entire Bulletin for details.

- Sidewalk sign graphics applied to **unsealed, outdoor, pedestrian** traffic surfaces
- Graphics applied to indoor and outdoor concrete block and brick-type wall surfaces

Limitations of End Uses

3M specifically does not recommend or warrant the following uses, but please contact us to discuss your needs or recommend other products.

Unsuitable End Uses for This Product

- Application to playing surfaces such as basketball courts.
- Exposure to frequent vehicle traffic, snowplows, snow shovels, heavy equipment traffic; minor edge chipping is unavoidable
- Graphics made of individually laminated cut numbers, letters and characters.
- Indoor floor applications
- Walls that may be exposed to high moisture from rain, sprinklers, etc.



CAUTION

Loose, damaged or wet sidewalk signs may cause a pedestrian to slip or trip and fall.

To reduce the risk of slipping or tripping on sidewalk signs:

- Use only 3M™ Scotchcal™ Matte Overlamine 3647, which has a slip-resistant surface.
- Properly apply only to unsealed outdoor surfaces (unsealed asphalt, unsealed concrete, paving bricks).
- Immediately remove or replace loose or damaged sidewalk signs. Do not attempt to re-pair or re-adhere.
- Upon completion of a pedestrian event on a roadway, remove the sidewalk sign before normal traffic resumes.

Failure to heed this Caution may result in personal injury.

Wall Graphics

This film can be used for wall graphics; however, the user must determine the product's suitability and whether it has the necessary adhesion for their application. The user is solely responsible for the graphic adhesion to the substrate. For guidelines, see Instruction Bulletin 5.37.

Compatible Products

Screen Printing Inks

- 3M™ Screen Printing Ink Series 1900
- 3M™ Screen Printing UV Ink Series 9800

Cut Graphic Decoration

- 3M™ Scotchcal™ ElectroCut™ Film Series 7725 (See Film Decorating, page 3.)

Overlamine for Sidewalk Signs

- 3M™ Scotchcal™ Matte Overlamine 3647 (required for sidewalk signs)

Graphic Protection for Walls

- 3M™ Scotchcal™ Luster Overlamine 8519
- 3M™ Scotchcal™ Matte Overlamine 8520
- 3M™ Screen Print Gloss Clear 1920DR
- 3M™ Screen Print Matte Clear 1930
- 3M™ Screen Print Gloss Clear 9720UV
- 3M™ Screen Print Gloss Clear 9720i
- 3M™ Screen Print Matte Clear 9730UV
- 3M™ Screen Print Gloss UV Clear 9800CL

Characteristics

These are typical values for unprocessed product; processing may change the values. Contact your 3M representative for a custom specification.

Physical Characteristics

Characteristic	Value
Film	Cast vinyl
Film color	White, opaque
Thickness	Without adhesive: 2 mils (0.04 mm) With adhesive: 6-7 mil (0.15-0.17 mm)
Adhesive	Pressure sensitive
Adhesive color	Gray
Liner	Polyethylene-coated layflat paper
Tensile strength	13 pound/inch at 73°F (2.3kg/cm at 23°C) <i>minimum</i>
Chemical resistance	Resists mild alkalis, mild acids, and salt Excellent resistance to water (<i>but not immersion</i>)

Application Characteristics

Characteristic	Value
Finished graphic application recommendation	Surface type: Flat Substrate type for sidewalk signs: Unsealed, outdoor pedestrian traffic including asphalt, concrete, paving bricks Note: Some outdoor surfaces are highly dimensional and the film's adhesive may not have enough contact area to adhere properly to the surface. Contact 3M Commercial Graphics Technical Service at 1-800-328-3908 if you have a question about the suitability of any surface. Substrate type for walls: Unsealed concrete block or brick-type wall surfaces Application temperature: 70° to 90°F (21° to 32°C) <i>air, film and surface</i>

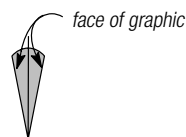
continued on the next page

Characteristic	Value
Applied shrinkage	0.032 inch (0.8 mm)
Removal	<p>Sidewalk signs: Removal without heat, little or no adhesive residue, for up to 3 months</p> <p>Wall graphics: Removal is not warranted: user must test and approve, and accept responsibility</p>

Definitions

Exposure

U.S. Vertical Exposure



The face of the graphic is +/- 10° from vertical.

U.S. Horizontal Exposure



The face of the graphic is +/- 5° from horizontal.

Graphic Construction

The products used to make a graphic, which may include film and/or flexible substrate, graphic protection, ink, printer and application tape.

Graphic Protection

Overlamine films or clear coats used to protect the graphic and/or change gloss.

Warranty Information

Sidewalk Signs

This warranty is made in lieu of any and all other express or implied warranties, including any implied warranty of merchantability: 3M warrants that sidewalk signs, which are constructed using only the recommended 3M film, inks and overlaminate, and are produced and installed in accordance with 3M's written instructions, will for the warranted durability period maintain original brightness, color and image quality, except for ordinary and expected wear and tear, and adhere to 3M-recommended unsealed, outdoor, pedestrian surfaces and be removable without damage to the surface. 3M will replace or refund the cost of materials for such quantity of sidewalk signs found not to meet this warranty.

This warranty is exclusive. In no case shall 3M be liable for any other direct or indirect damages or loss, including without limitation any incidental, special, or consequential damages, or any labor charges incident to the removal or replacement of sidewalk signs.

Wall Graphics

The following is made in lieu of all other express or implied warranties, including any implied warranty of **merchantability** or fitness for a particular purpose or implied warranty arising out of a course of dealing, custom or usage of trade: all 3M products are warranted to be free of defects in materials and manufacture at the time of shipment and to meet the specifications stated in this Product Bulletin. 3M will replace or refund the price of any 3M materials that do not meet this warranty within the specified time periods. These remedies are exclusive. **In no case shall 3M be liable for any direct, indirect, or consequential damages, including any labor or non-3M materials charges.**

See the *3M Graphics Market Center Warranty Brochure* at 3Mgraphics.com, which gives the terms, additional limitations of the warranty, if any, and limitations of liability.

Warranty Coverage Overview

Both the warranty coverage and the durability for each graphic is based on the user(s) reading and following all applicable and current 3M Product and Instruction Bulletins. 3M will honor the Warranted Durability stated in the Warranted Durability Table in the base film or substrate Product Bulletin that is current when the film was purchased. Warranted durabilities may be reduced and stipulations may apply for certain constructions and applications, as covered in this Bulletin.

3M™ MCS™ Warranty

Warranted Durability Table
for Finished Graphics

Finished graphics constructed as shown in the tables below are eligible for the MCS Warranty

Ink Series	Graphic Protection		Sidewalk Signs Horizontal Exposure	Wall Graphics Vertical Exposure
1900 9800	3647		3 months	none
	8519 8520 1920DR 1930	9720UV 9730UV 9800CL	none	3 months

General Warranty Stipulations

These stipulations apply to graphics covered by the 3M™ MCS™ Warranty. Specific provisions of these stipulations are found in the *3M Graphics Market Center Warranty Brochure* at 3Mgraphics.com.

Abrasion and Loss of Gloss

Abrasion damage and loss of gloss are not covered by any 3M warranty. This is considered normal wear and tear.

Application to Glass

3M accepts no liability for glass breakage when using this film for window graphics. See Instruction Bulletin 5.1 for details.

Application Outside the U.S.

Contact the 3M organization for that country.

Graphics Made with Components Not Sold or Recommended by 3M

The 3M™ MCS™ Warranty does not cover finished graphics made with inks, film, graphic protection and/or application tapes that are not sold or recommended by 3M. The user is solely responsible for the graphic appearance, performance and durability of graphic constructions that include any other products.

Factors that Affect Graphic Performance Life

The actual performance life of a graphic is affected by all of the following.

- The combination of graphics materials used
- Ink formulation
- Adequate ink drying and/or UV curing
- Selection, condition and preparation of the substrate
- Surface texture
- Application methods
- Angle and direction of sun exposure
- Environmental conditions
- Cleaning or maintenance methods

Screen Printing

Formulations and processing conditions can affect ink durability. Refer to the Product and Instruction Bulletins for your ink for limitations and proper usage.

Film Decorating

Film 3662-10 may be decorated with film series 7725.

Graphic Protection

For sidewalk signs, use ONLY overlaminate 3647; no other option is approved or warranted. The *Graphic Protection for Walls* options listed on page 2 ARE NOT intended for sidewalk signs.

Cutting

We recommend cutting radiuses on any sharp corners after lamination. This helps prevent premature lifting of the graphic after application.

The following are common cutting methods for this film: die cut, hand cut, guillotine. See Instruction Bulletin 4.1 for details.

Application and Maintenance

Sidewalk Signs

Sidewalk sign should be cleaned periodically for optimum skid resistance and appearance. See Instruction Bulletin 5.33 for detailed application, cleaning and maintenance instructions.

Wall Graphics

When two or more panels are applied to a vertical wall surface, the adjoining panels should have a 1 inch (25 mm) overlap seam

Refer to Instruction Bulletin 5.37 for the unique characteristics of applying graphics to walls.

Removal

Sidewalk Signs

This product is removable without heat or chemicals for up to 3 months when used for sidewalk signs. See Instruction Bulletin 5.33 for details on removing from a sidewalk surface.

Wall Graphics

See Instruction Bulletin 5.37 regarding removability from a wall.

Shelf Life, Storage and Shipping

Shelf Life

Total shelf life: 3 years from the date of manufacture on the original box
Up to 3 years unprocessed, **OR** process within 2 years **and** apply within
1 year of processing

Storage Conditions

- 40° to 100°F (4° to 38°C)
- Out of sunlight
- Clean dry area
- Original container
- Bring the film to print room temperature before using

Shipping Finished Graphics

Flat, or rolled printed side out on 6 inch (15 cm) or larger core. This helps prevent the liner and, if used, the application tape from popping off.

3M Related Literature

Before starting any job, be sure you have the most current Product and Instruction Bulletins.

The information in 3M Product and Instruction Bulletins is subject to change. Current Bulletins are available at 3Mgraphics.com. The following applicable Bulletins provide information and processes you need to properly make the graphics described in this Bulletin. Additional Bulletins may be needed as indicated in the 3M Related Literature section of other 3M components you use.

Bulletin types: PB = Product Bulletin; PB-IB = Product & Instruction Bulletin; IB = Instruction Bulletin

Subject	Type	Bulletin No.
3M™ Screen Printing Ink Series 1900 and Overprint Clear VI0402	PB	1900
- Screen printing with ink series 1900 - line color	IB	3.12
- Screen printing with ink series 1900 - 4-color	IB	3.11
3M™ Screen Printing UV Ink Series 9800	PB	9800
- Screen printing with UV ink series 9800 - line color	IB	3.20
- Screen printing with UV ink series 9800 4-color	IB	3.21
3M™ Screen Print UV Clears 9720i, 9720UV, 9730UV	PB	Clears 9720
3M Graphic Protection Products <i>overview of all graphic protection products</i>	PB	GP-1
- Cold roll lamination	IB	4.20
3M™ Screen Print Clears 1920DR, 1930	PB	1900
- Applying screen printing clear 1920DR	IB	3.12
Design of graphics	IB	2.1
Scoring and cutting	IB	4.1
Application, substrate selection, preparation and substrate-specific application techniques	IB	5.1
Application, general procedures for indoor and outdoor dry applications	IB	5.5
Application, wet method for translucent screen printed, thermal mass transfer and cut graphics	IB	5.7
Storage, handling, maintenance, removal	IB	6.5
Application and maintenance of sidewalk signs	IB	5.33
A guide to understanding and applying graphics to common indoor and outdoor wall surfaces	IB	5.37
3M Graphics Center Warranty Brochure	go to www.3Mgraphics.com , Warranties	

3M, ElectroCut and Scotchcal are trademarks of 3M Company.

Bulletin Change Summary

Updated layout and improved Caution statement on safe usage of sidewalk signs. Added 3M™ Screen Print Gloss Clear 9720i as a compatible product for wall graphics. Corrected substrate type for walls to read: unsealed concrete block or brick-type wall surfaces. Please note that for maximum success, an application temperature of 70° to 90°F (21° to 32°C) is recommended.



Commercial Graphics Division

3M Center, Building 220-12E-04
PO Box 33220
St. Paul, MN 55144-3220 USA
General Info. 1-800-374-6772
Technical Info. 1-800-328-3908
Fax 1-651-736-4233

www.3Mgraphics.com

3M Canada

P.O. Box 5757
London, Ontario
Canada N6A 4T1
1-800-265-1840
Fax 519-452-6245

3M México, S.A. de C.V

Av. Santa Fe No. 55
Col. Santa Fe, Del. Alvaro Obregón
México, D.F. 01210
52-55-52-70-04-00
Fax 52-55-52-70-22-77

3M Puerto Rico, Inc.

Puerto Rico Industrial Park
350 Chardon Avenue, Suite 1100
San Juan PR 00918
787-620-3000
Fax 787-620-3018

©3M 2009. All rights reserved.

Luster Overlamine 3645

Matte Overlamine 3647

Product Description

- Provides slip and scuff resistance
- Scrutable and waxable

Recommended Types of Graphics and End Uses

- Luster Overlamine 3645 - for floor and some vertical graphics
- Matter Overlamine 3647 - for sidewalk signs
- 3645: Expected performance life of 1 year (unwarranted period applied to a flat, vertical, outdoor surface)
- 3647: Expected performance life of 0.25 year (unwarranted period applied to a flat, vertical, outdoor surface)

Characteristics

These are typical values for unprocessed product. Processing may change the values.

Performance Characteristics

Characteristic	Value
Material	Vinyl
Cast or non-Cast	Cast
Thickness	3645: 8 mils 3647: 19 mils
Gloss	3645: Luster 3647: Matte
Liner	Kraft paper
Lamination Temperature	50 to 100 °F (10 to +38 °C)
In Use Temperature Range	-65 to +225 °F (-54 to +107 °C)
Chemical Resistance	<ul style="list-style-type: none">• Resists mild alkalis, mild acids, and salt• Excellent resistance to water (<i>does not include immersion</i>)• Resists occasional fuel spills
Flammability	Flammability test data may be available for the graphic product and application you require. ASTM E84 test reports are available on the On-line Product Catalog at 3Mgraphics.com (select a product and view its Literature tab) or call 3M at 1-800-328-3908.

Warranty Information

All 3M graphic protection products are covered by the 3M Basic Product Warranty.

A warranty period may be offered based on the graphic construction and application details. Always refer to the 3M Product Bulletin for the 3M base film or flexible substrate you are using to determine if the graphic protection product you want to use is recommended and what, if any warranty period is offered.

IMPORTANT NOTE

Warranty information including limitations and exceptions and warranty periods for this product can be found at 3Mgraphics.com/warranties.

Quick Links

[3M Graphics Warranties](#)
[Technical Information Selector](#)
[Safety Data Sheets \(SDS\)](#)
[Flammability \(ASTM E84 Reports\)](#)
[Videos](#)

Some of these links lead to web-based resources that are not product-specific.



IMPORTANT NOTE

Warranty Coverage Overview

The warranty coverage for eligible graphics is based on the user both reading and following all applicable and current 3M Graphics Product and Instruction Bulletins. The warranty period for eligible graphics is as stated in the 3M Graphics Warranties Matrices at the time that the film was purchased. Information found at [3Mgraphics.com/warranties](https://www.3Mgraphics.com/warranties) includes:

- [3M Graphics Warranties Bulletin](#)
 - This bulletin contains information on limitations and exceptions, and warranty period reductions for 3M Graphics Warranties. The warranty period may be reduced and stipulations may apply for certain constructions and applications, and graphic exposures as covered in this Bulletin.
- [3M Graphics Warranties Selector](#)
 - Use this selector to search for your vertical warranty period by product number, ink type, and ink/prINTER platform.
- [U.S. Desert Southwest Region Map](#)
 - Use this map of hot, arid desert areas to determine if you are subject to reduced warranted durabilities.

The warranties set forth in this Bulletin are made in lieu of all other express or implied warranties, including any implied warranty of merchantability, fitness for a particular purpose, or arising out of a course of dealing, custom, or usage of trade.

3M Basic Product Warranty

3M Graphics Products are warranted to be free of defects in materials and manufacture at the time of shipment and to meet the specifications stated in its applicable 3M Graphics Product Bulletin and as further set forth in the [3M Graphics Warranties Bulletin](#).

Limited Remedy

The limited remedy applicable to each warranty is addressed in the 3M Graphics Warranties Bulletin found at [3MGraphics.com/warranties](https://www.3Mgraphics.com/warranties).

Limitation of Liability

Except to the extent prohibited by law, 3M SHALL NOT UNDER ANY CIRCUMSTANCES BE LIABLE TO PURCHASER OR USER FOR ANY DIRECT (EXCEPT FOR THE LIMITED REMEDY PROVIDED HEREIN), INDIRECT, SPECIAL, INCIDENTAL, OR CONSEQUENTIAL DAMAGES (INCLUDING, BUT NOT LIMITED TO, LABOR, NON-3M MATERIAL CHARGES, LOSS OF PROFITS, REVENUE, BUSINESS, OPPORTUNITY, OR GOODWILL) RESULTING FROM OR IN ANY WAY RELATED TO 3M'S GRAPHICS PRODUCTS, SERVICES, OR THIS BULLETIN. This limitation of liability applies regardless of the legal or equitable theory under which such losses or damages are sought.

Warranty Period Matrices

See the 3M Graphics Warranties Matrices at [3MGraphics.com/warranties](https://www.3Mgraphics.com/warranties), for vertical warranty period information specific to your film.

Additional Limitations

See the 3M Graphics Warranties Bulletin at [3MGraphics.com/warranties](https://www.3Mgraphics.com/warranties), for terms, additional limitations of your warranty, if any, information on reduced warranties for different exposures, and limitations of liability.

Health and Safety

CAUTION

When handling any chemical products, read the manufacturers' container labels and the Safety Data Sheets (SDS) for important health, safety and environmental information. To obtain SDS sheets for 3M products go to [3M.com/SDS](https://www.3M.com/SDS), or by mail or in case of an emergency, call 1-800-364-3577 or 1-651-737-6501.

When using any equipment, always follow the manufacturers' instructions for safe operation.

Air Quality Regulations

State Volatile Organic Compound (VOC) regulations may prohibit the use of certain chemicals with VOC's in graphic arts coatings and printing operations. For example, the California South Coast Air Quality Management District prohibits use of certain solvent-based solutions without a permit and other California AQMD's prohibit use of certain solutions without a permit or regulatory exemption. Check with your State environmental authorities to determine whether use of this solution may be restricted or prohibited.

Slip Resistance for Floor or Sidewalk Sign Graphics

The UL 410 Slip Resistance of Floor Surface Materials covers the testing of floor and finishing materials to determine if their minimum average and minimum individual static coefficients of friction (COF) meet or exceed the specified requirements with respect to slip resistance only. The floor surface materials covered by this standard include floor coverings (FCM), floor treatment materials (FTM) and walkway construction materials (WCM). The average static coefficient of friction for FTM, FCM, and WCM products shall be at least 0.50 and individual static coefficients of friction shall be at least 0.45 when tested in accordance with the requirements of this standard

Method: The floor samples were tested dry only. The slip resistance characteristics of the materials were measured in accordance with the established and standardized practice of Underwriters Laboratories Inc. and in accordance with the latest Standard of Slip Resistance of Floor Surface Materials, UL 410.

Results: An average slip resistance characteristic greater than 0.50 was recorded for each of the materials tested.

IMPORTANT NOTE

Overlamine 3647 has been tested per ASTM E303, "Standard Test Method for Measuring Surface Frictional Properties Using the British Pendulum Tester", and meets the requirements of the skid resistance values, or British Pendulum Number (BPN), as set forth in the proposed European norms prEN1341 and prEN1342 for pedestrian surfaces. Dry Surface: BPN = 95; Wet Surface: BPN = 40.

Factors that Affect Graphic Performance Life

The actual performance life of a graphic is affected by:

- the combinations of graphics materials used.
- complete ink drying or curing.
- selection, condition and preparation of the substrate.
- surface texture.
- application methods.
- angle and direction of sun exposure.
- environmental conditions.
- cleaning or maintenance methods.

Graphics Manufacturing

CAUTION

Before using any equipment, always read the manufacturer's instructions for safe operation.

Graphic Protection

Graphic protection may improve the appearance, performance and durability of the graphic. See the [3M Graphics Market Product Catalog](#), for more information.

Application Tapes

There are two types of application tapes. See [3M Instruction Bulletin AT-1](#) to determine what application tape is recommended for your film or finished graphic.

Premasking Tape

Increases stiffness during application while preventing stretching and damage. Use when little or no liner is exposed. See [3M Instruction Bulletin 4.3](#) for complete details.

Prespacing Tape

Holds cut and weeded letters or graphics in place during application and after removing the film liner, while preventing stretching and damage. Use when large amounts of liner are exposed. See [3M Instruction Bulletin 4.3](#) for complete details.

Application and Installation

In addition to other 3M Bulletins specified in this document, the following Bulletins provide details that you may need to successfully apply a graphic.

- [3M Instruction Bulletin 4.22](#). Lamination Basics for Inkjet Printed Graphics.

Maintenance and Cleaning

Use a cleaner designed for high-quality painted surfaces. The cleaner must be wet, non-abrasive, without strong solvents, and have a pH value between 3 and 11 (neither strongly acidic nor strongly alkaline). See [3M Instruction Bulletin 6.5](#) for details.

Shelf Life, Storage and Shipping

Shelf Life

The shelf life is **never more than 1 year** from the date of manufacture on the original box.

Storage Conditions

- at an ambient temperature less than 86 °F (30 °C)
- Out of sunlight
- Clean, dry area
- Original container
- Bring the film to print room temperature before using

Shipping Finished Graphics

Flat, or rolled printed side out on 6 inch (15 cm) or larger core. This helps prevent the liner, and, if used, the application tape from popping off.

3M Commercial Solutions

3M Center
Building 220-12E-04
St. Paul, MN 55144-1000
1-800-328-3908
Fax 651-736-4233
www.3Mgraphics.com

3M Canada

PO Box 5757
London, ON N6A 4T1
1-800-265-1840
Fax 519-452-6245

3M México S.A. de C.V.

Av. Santa Fe No. 55
Col. Santa Fe, Del. Alvaro Obregón
México D.F. 01210
General 5255-5270-0400
Fax 5255-5270-2277

3M Puerto Rico, Inc.

350 Chardon Avenue
Suite 1100
San Juan, PR 00918
General 787-620-3000
Fax 787-620-3018