

SBIRT for Social Work: Screening, Brief Intervention and Referral to Treatment - An Introductory Module for Social Workers

INSTRUCTIONS

Enrolling in the course

It is recommended that you complete the online module on a **computer with a strong Internet connection**. The module **does not have to be completed in one sitting**. You may stop and start as you please, and **the course will save your progress**. The module and quiz should take approximately **1 hour** to complete.

Google Chrome is the preferred browser for this course. Using another browser (such as Firefox, Internet Explorer, or Safari) may lead to course files loading incorrectly.

You can install Google Chrome for free by visiting:

<https://www.google.com/chrome/browser/desktop/index.html>

Step 1: Creating a [myIRETA](http://my.ireta.org/myireta) Account

*You must complete this step prior to accessing the course.

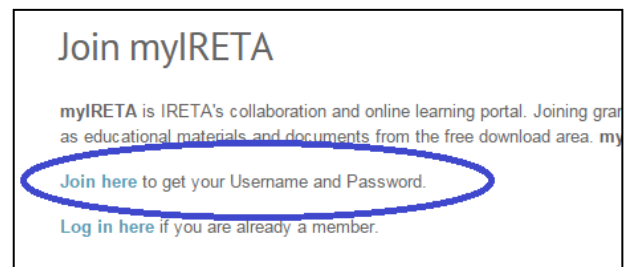
- To access the course, you will need to be logged into myIRETA.
- Create your myIRETA account here:
<http://my.ireta.org/myireta>

Please create your myIRETA account with the following information

- Username: Your University of Maryland Email address
- E-mail address: Your University of Maryland Email address

****Please do not use a personal email address to create your account.**

Once you have created an account you will be directed to **your profile page (see image at right)**. You will need to return to this page later when you have completed the course to download your Certificate of Completion.



Status message
Registration successful. You are now logged in.
[Click here to modify your email address or password.](#)

Online Education
[Click here to access your e-learning account.](#)

Subscriptions
[Click here to modify your subscriptions and interests.](#)

[Online Education](#)
[Log out](#)

Step 2: Enrolling in the course

- Once you create your myIRETA account you can access the course at the link below:
<http://aws.my.ireta.org/onlineEd/course/view.php?id=53>

The screenshot shows a web interface for course enrollment. At the top, there are three tabs: "Course Home", "SBIRT Module", and "SBIRT Module Quiz". Below the tabs, the page is titled "Enrollment options". On the left, there is a list of course topics: "SBIRT for Social Work: Screening, Brief Intervention and Referral to Treatment - An Introductory Module for Social Workers". In the center, there is a logo for "The SBIRT PROJECT" with the text "UNIVERSITY of MARYLAND SCHOOL of SOCIAL WORK" above it. To the right of the logo, there is a text box that reads: "SBIRT for Social Work Screening, Brief Intervention and Referral to Treatment An Introductory Module for Social Workers". At the bottom, there is a section for "Self enrollment (Student)" with a text input field for "Enrollment key" and a checkbox labeled "Unmask". Below the input field is a button labeled "Enroll me". At the very bottom, there is a footer with the website address "www.ireta.org" and contact information: "611 William Penn Place, Suite 403 - Pittsburgh, PA 15219 - P: 412-258-8565 - F: 412-391-2528".

- You will be directed to the course enrollment page. Please enter the following enrollment key and hit "Enroll me".

Enrollment Key: **sbirt@umb**

- Congratulations! You are now enrolled in *SBIRT for Social Work: Screening, Brief Intervention and Referral to Treatment - An Introductory Module for Social Workers*

Instructions in the course:

Once enrolled you will be directed to the course home page.

Please watch the course module and complete the quiz.

DC

Voice talent


Volunteer Opportuniti

New folder

Professional Develop

Course Home	SBIRT Module	SBIRT Module Quiz
-------------	--------------	-------------------

General





UNIVERSITY of MARYLAND
SCHOOL OF SOCIAL WORK


**The SBIRT
PROJECT**


SBIRT for Social Work
Screening, Brief Intervention
and Referral to Treatment

An Introductory Module
for Social Workers

Edit ▾

 News forum 



Edit ▾ 


 Add an activity or resource



SBIRT Module



SBIRT Module


Edit ▾

 SBIRT for Social Work: Screening, Brief Intervention and Referral to Treatment - An Introductory
Module for Social Workers 

Edit ▾ 

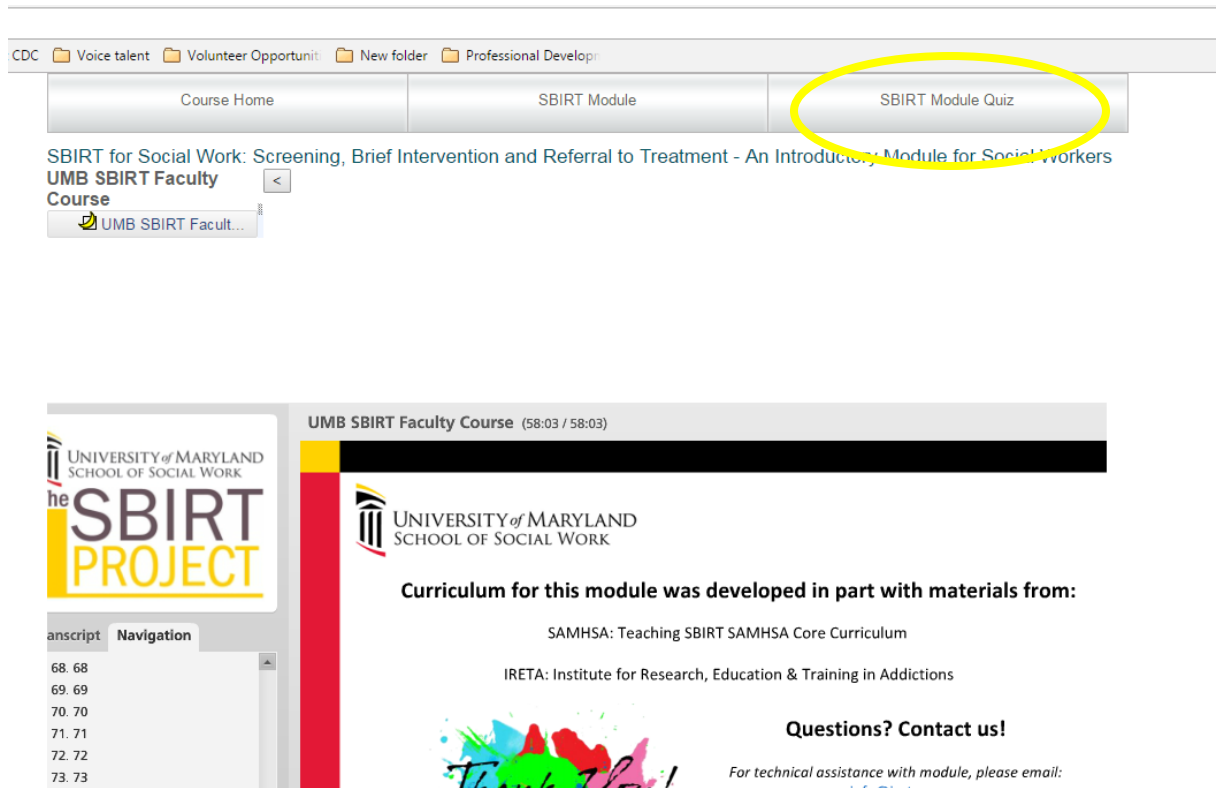
 SBIRT Module Quiz 

Edit ▾  

 Add an activity or resource

Course Completion

- You must watch the course module in its entirety. Then use the navigation bar at the top of your screen to take a quiz.



- Once you complete the module and the quiz, you will receive a certificate of completion. You can e-mail the certificate of completion to sbirt@ssw.umaryland.edu to request CEUs.
 - Certificates are dependent on:
 - Viewing the modules to completion
 - 100% on quiz – you can retake the quiz as many times as you'd like.

- To access your Certificate of Completion, return to your myIRETA profile page. You can log in to your profile page at the link below.

<http://my.ireta.org/user>

CEUs and Certificates of Completion

- NIDA Notes: Electronic Tools for Use in the Continuum of Care for Patients With Addiction*
- SBIRT in Native American Populations - NAADAC Certificate*
- SBIRT in Native American Populations - PA CADAC Certificate*
- SBIRT in Native American Populations*
- NIDA Notes: The Prevalence of Prescription Opioid Misuse: Doctor Shopping, Co-ingestion, and Exposure - NAADAC Certificate*
- NIDA Notes: The Prevalence of Prescription Opioid Misuse: Doctor Shopping, Co-ingestion, and Exposure*
- National Focus Area Webinar Series: Brief Interventions for Alcohol Use: Particularly Effective for Hispanic Patients? - Certificate of Attendance*
- National Focus Area Webinar Series: Brief Interventions for Alcohol Use: Particularly Effective for Hispanic Patients? - NAADAC Certificate*
- National Focus Area Webinar Series: Brief Interventions for Alcohol Use: Particularly Effective for Hispanic Patients? - PA CADAC Certificate*
- National Focus Area Webinar Series: Technology-Based Interventions and SBIRT - Certificate of Attendance*
- National Focus Area Webinar Series: Technology-Based Interventions and SBIRT - NAADAC Certificate*
- National Focus Area Webinar Series: Technology-Based Interventions and SBIRT - PA CADAC Certificate*
- Developing and Testing an SBIRT Model for Use in Juvenile Justice Settings - PA CADAC*
- Developing and Testing an SBIRT Model for Use in Juvenile Justice Settings - Certificate of Attendance*
- Developing and Testing an SBIRT Model for Use in Juvenile Justice Settings - NAADAC Certificate*
- LAARNG Cultural Awareness Workshop - Certificate of Attendance*
- UMB SOWK 630 - SBIRT Online Modules*
- SBIRT for Social Work: Screening, Brief Intervention and Referral to Treatment - An Introductory Module for Social Workers*

Be sure to BOTH save the certificate to your personal files AND print a hard copy. Certificates are stored on the learning management system and are available for download at later times.

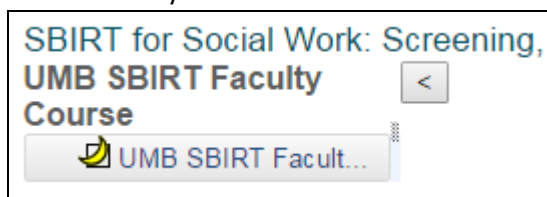
Frequently Asked Questions

The audio stopped, how do I advance to the next section?

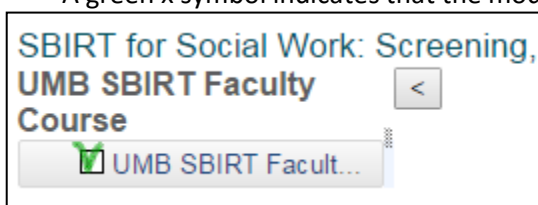
- Please click through the animation tabs within the slide.

I keep seeing these icons above my module. What do they mean?

- These icons are there to help you monitor your progress in the course. Next to the module title, one of two symbols will be displayed.
- A moon symbol indicates that the module is loading.



- A green x symbol indicates that the module is complete.



Please contact our Help Desk at the link below with any questions or if you require assistance.

<http://onlinecoursesupport.com/ireta>