



Fundraising Tips

1. After you register, **configure a personalized page**. You can add personal photos or update the main message, and check to see what your message will look like before you send.


Dragon Miraloma ▾

Thank you for registering!

Welcome Dragon Miraloma!

Thank you for registering with **Miraloma Elementary School Fun Run 2018**. Registering is the first step. Now, please spread the word about your participation by using some of the tools below. Your personal fundraising page link is <http://miraloma.dojiggy.com/dragonm>


Personalize your Page!



Personalize your page from the participant control panel.

[Personalize](#)


Share Your Page!



From your personal page, click on any of the sharing tools below.

[Start Sharing](#)

Send Emails!



Send email to friends and family from the participant control panel.

[Send Now](#)

Need Your Receipt?

[Click Here for Receipt](#)

[Like 0](#) [G+](#) [in Share](#) [Tweet](#)

2. Click on "Settings" to **set a personal fundraising goal** -- this "dream goal" helps entice donors to give and also gives your student motivation on the day to complete as many laps as possible!

The screenshot displays the 'PARTICIPANT CONTROL PANEL' for 'Dragon Miraloma'. The main heading is 'My Page Statement'. A navigation bar includes 'My Page', 'Email', 'Instructions', and 'My Account'. Below this, a secondary navigation bar has 'Settings', 'Statement', 'Pictures', 'Videos', 'Donations', and 'Thank You Message'. A red box highlights the 'Settings' tab. A message reads: 'Go to settings to change your fundraising goal and set your lap goal.' The editing area features a rich text editor with a toolbar containing icons for bold, italic, text color, background color, bulleted list, numbered list, link, unlink, insert image, and source. A red box highlights the 'Insert Image' icon. Below the toolbar, a text box contains the following statement: 'The Miraloma Fun Run is a school-wide event where I will be running to earn money for my school. This super fun event benefits my school by providing funds for our garden, P.E., dance, arts, and healthy snack programs, technology and facility improvements, class programs and many other items! Thank you for considering to help with this cause!' A red box highlights this text. Below the text box, a red link says 'Update your personal statement to your donors!'. At the bottom, a red box highlights a 'View Your Personal Page' button, and another red box highlights a 'Save' button. A warning message 'Don't forget to SAVE!' is positioned between the two buttons. The left sidebar contains a menu with items: HOME, REGISTRATION, MY PLEDGE PAGE, MAKE A DONATION, VOLUNTEERS, FAMILY T-SHIRTS & SIBLING MEDALS, OUR SPONSORS, BECOME A SPONSOR, and CONTACT US. At the bottom left, copyright information is visible: 'Copyright © 2018 Miraloma 2018 Fun Run All rights reserved. Nonprofit Fundraising Software by DoJiggy'.

3. **Share your student's Fundraising Page** by email and social media! (If you don't want to solicit donations, you can also make a donation yourself - but even small pledges give your student motivation!)

Sample fundraising email:

Hi Friends.

As you likely know, [Student Name] is lucky enough to attend an amazing SF Public school with great teachers and staff (and parents!). However, many of the extra programs she/he really benefits from (including small class sizes, art, PE and music) are only possible because of fundraisers like the Fun Run from the community at large.

Last year [Student Name] pushed him/herself to run/walk as many laps as possible -- and he/she ran xx miles! She/he's excited to participate again this year, and has set a goal of xx miles.

Would you be able to chip in a little to help this fantastic public school continue to deliver on its mission for all kids? You can donate by lap or a flat sum, and no matter the amount, it all helps.

From all of us on Team [Student Name], thank you!

<http://miraloma.dojiggy.com/YOURFUNDRAISINGPAGE>