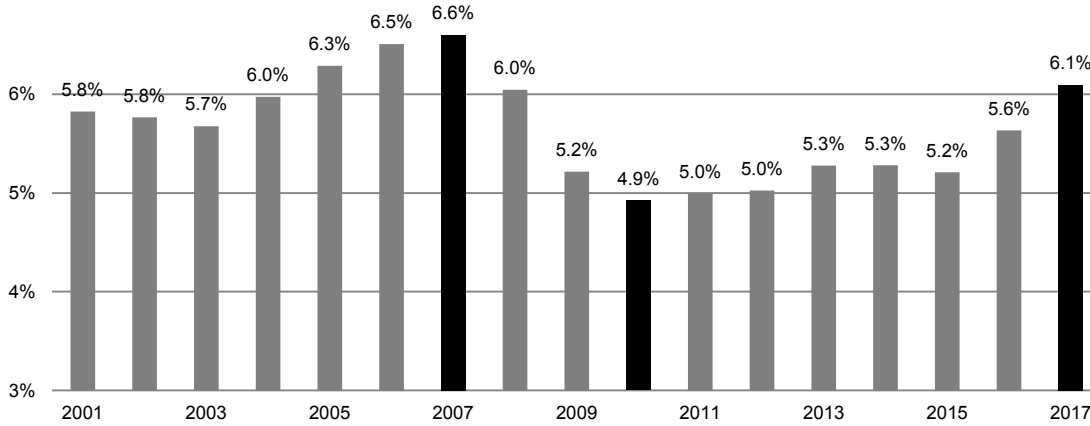


Construction Employment as a Percentage of All Employment

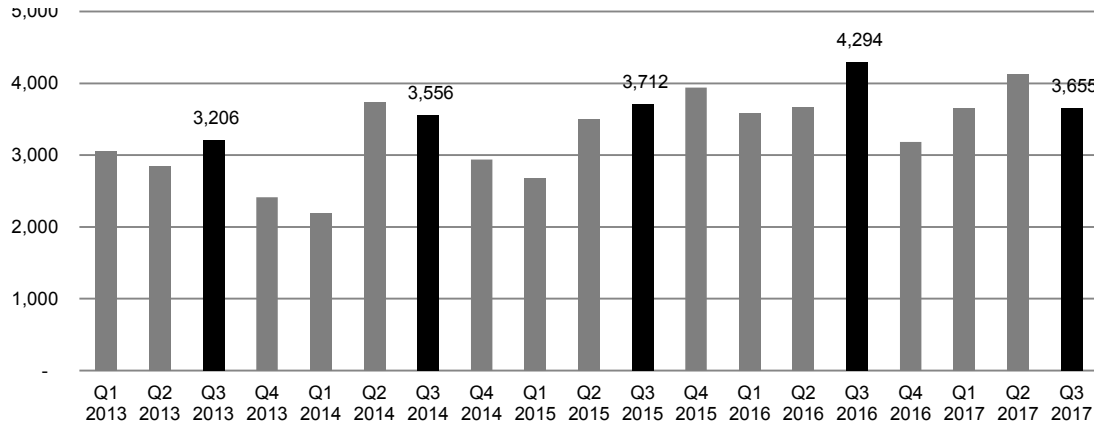
Portland Metro - 2001 to 2017 - September



The construction industry is the fastest growing sector in Portland's rapidly growing economy. As a percentage of the economy, the number of jobs in the construction industry has surged since September of 2015, while still below the peak levels in 2006 and 2007.

Residential Building Permits

Portland Metro - Quarterly - 2013 to Q3 2017

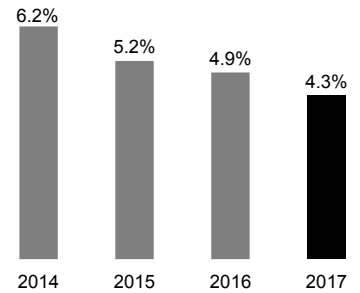


Residential building permits in the Portland region peaked in Q3 of last year. The last 4 quarters suggest the pace of the building boom in Portland may be stabilizing somewhat.
www.census.gov/construction/bps/msamonthly.html

EMPLOYMENT TRENDS

September Unemployment Rate

Portland Metro - Seasonally adjusted



Employment Growth

Portland Metro

Sept 2017 **1,185,500**
Growth +33,500 (+2.9%)
Year-over-year

Industry Growth

Portland Metro - September
Year-over-year growth (percentage)

Construction	+7,400 (+11.4%)
Transportation & Warehousing	+2,700 (+7.5%)
Healthcare & Social Assistance	+6,800 (+5.0%)
Manufacturing	+4,100 (+3.3%)
Leisure & Hospitality	+3,500 (+2.9%)
Professional & Business Services	+3,900 (+2.2%)
Financial Activities	+100 (+0.1%)
Information	-1,100 (-4.2%)

Employment Growth - Portland Metro - Year over Year 1991 to 2017 - September



Want to join the distribution list?
Have questions? E-mail me!

Christian Kaylor
Christian.R.Kaylor@oregon.gov