




DISNEY INVESTING MORE THAN **\$2 BILLION** OVER NEXT DECADE TO USHER IN A NEW CHAPTER AT THE DISNEYLAND RESORT



Star Wars: Galaxy's Edge Coming in 2019

Currently under construction at Disneyland, *Star Wars: Galaxy's Edge* will allow guests to visit a remote trading port on the edge of wild space, where *Star Wars* characters and their stories come to life – and where guests will find themselves in the middle of the action. The 14-acre land opening in 2019 will feature two major attractions that put guests in the middle of a battle between the First Order and the Resistance. Each attraction – and even the land itself – will offer guests the chance to immerse themselves in the *Star Wars* universe like never before.

A Four Diamond Addition to Downtown Disney

Disney's new signature Four Diamond hotel will transform the west end of the Downtown Disney District with a sophisticated design creating a one-of-a-kind environment that will attract new hotel guests and allow Anaheim to compete with other Southern California Four Diamond destinations. It will also create a new and connected Resort Hotel Area with lushly landscaped walkways linking the new hotel, the Disneyland Hotel, Disney's Paradise Pier Hotel and Disney's Grand Californian Hotel & Spa and create a welcoming entry for visitors walking from the Anaheim Convention Center.



FUTURE HOTEL

Disney's First New Hotel in Two Decades Creates An Exciting Gateway to the Disneyland Resort



Disney's new Four Diamond, 700-room hotel will create a resort oasis and new gateway to the Disneyland Resort. Located on a 17-acre space at the west end of Downtown Disney District, this hotel will be a game-changer for Anaheim, creating a dynamic dining, entertainment and hotel experience. The design showcases nature on every level with landscaping and water elements that engage the senses, setting it apart from any Four Diamond hotel in Orange County. The sophisticated and streamlined hotel embraces the Monorail with a dedicated platform inside the hotel for direct transport into Tomorrowland within Disneyland Park. The ground level shops and restaurants open onto an expansive landscaped plaza complete with playful water features that create a gathering place for hotel and Downtown Disney guests and Anaheim residents alike. When complete, the new hotel will not only transform Downtown Disney, it will create a cohesive Resort Hotel Area that will connect all of the Disney hotels with a series of gardens and landscaped walkways. Construction begins summer 2018 and the hotel is slated to open in 2021.

Key Hotel Features Include:

- A multi-level and dimensional design spans the west end of Downtown Disney.
- A signature restaurant and lounge gives guests a view of the Disneyland fireworks show.
- Extensive landscaping at ground level and vertical gardens transforms Downtown Disney in natural beauty.
- A unique and inviting interior design features beloved and popular Disney characters in subtle and exciting ways.
- A new dedicated hotel parking structure located at the adjacent Simba lot makes parking seamless for guests and visitors.



ECONOMIC BENEFITS



Disney's Newest Four Diamond Hotel Brings New Jobs and Revenues to Anaheim



Creating **1,500 union jobs** during construction and **1,100 jobs** during operation



Producing **\$25 million** in net incremental Transient Occupancy Taxes (TOT) **to the city in the first five years of operation**



Generating **more than \$1 billion** in TOT value to the city over the course of 40 years **that will go directly to the City's General Fund**

Resort Area Hotels Fuel Anaheim's General Fund

Disney's Grand Californian Hotel & Spa



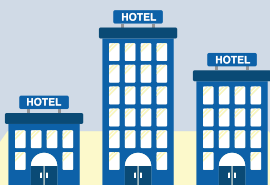
Disney's Paradise Pier Hotel



Disneyland Hotel




**3 Existing
Disneyland
Hotels**



1/3

of all hotel tax
revenues to the
City of Anaheim

Smart Planning for The Future



Improving Parking Flow and Decreasing Congestion Throughout the Resort

The Disneyland Resort is more popular than ever and with the addition of *Star Wars: Galaxy's Edge*, we are upgrading, improving and adding new parking and transportation improvements long envisioned for the Resort. After a thorough review of our overall short- and long-term parking needs, we are creating an effective and cohesive plan for the overall Resort that will improve flow and prepare for future growth.



A NEW PARKING AND TRANSPORTATION PLAN



New 6,500-space parking structure on the Pinocchio lot next to Mickey & Friends parking structure.

Significantly Improving Traffic Flow by Bringing More Parking to Where Guests Arrive

- **Adds 6,500 more parking spaces in a new structure on the Pinocchio lot just south of the existing Mickey & Friends parking structure** on the Resort's west side, enhancing parking capacity where 80% of guests arrive today.
- **Redesigns loading and access to the Mickey & Friends parking structure** to preserve that structure's queuing while providing access to the adjacent new structure in a way that will significantly accelerate vehicle parking.
- **Eliminates need for redirecting cars throughout the Resort to alternative lots** by increasing parking capacity adjacent to Mickey & Friends structure.
- **Reconfigures tram boarding area to enhance the transportation experience for guests** parking in both the new structure and Mickey & Friends.
- **Reroutes vehicles exiting the new parking structure and Downtown Disney** to the former tram route situated on Disney's property, to allow for I-5 access in a way that minimizes traffic on city streets on busy days.
- **Improves and maximizes guest options on Disney's existing East side parking lots** to create a better balance and mix of guest and cast parking, facilitating better traffic flow throughout the Resort.

Key Improvements Eliminate Back Up On City Streets by:

- **Increasing by more than 60% the ability to stack cars** in the ground-level entry lanes before the parking kiosks.
- **Doubling parking kiosk capacity** by providing more entrances and lanes to handle increased attendance and loading.
- **Adding more staffing per parking kiosk** to accelerate loading of cars.

Eastern Gateway Update

The proposed Eastern Gateway project, including a 6,800-space parking structure, a relocated transportation hub and a pedestrian bridge over Harbor Boulevard, will not take place in the short term. This will allow Disney time to determine the highest and best use for each of Disney's east side properties over the long term.



FUTURE PARKING PLAN

New Parking Structure Improves Flow and Accelerates Guest Entry into Parking Structures and Off City Streets

