



Connect With A Classroom

Find It Fund It



Grant Portal User Guide
2017-2018



ABOUT

Connect With A Classroom

Here's your **step-by-step guide** for creating a new user profile and posting grant requests!

Champions For Learning is committed to connecting the community with educators in ways that foster collaboration and the sharing of best practices.

Please contact Amy Snyder at asnyder@championsforlearning.org or 643-4755 with any questions.





Posting Deadline

DEADLINE



Teachers can post requests for community consideration all year, but to be considered for dollars from the Connect With a Classroom Fund, requests must be posted by **September 11, 2017.**

Requests after the deadline may be funded by interested community members.



New Users – create a profile

Existing Users – update your
information or reset your password



Post a Classroom Grant Request

Upload an Outcome Report



How do I get there from here?

Accessing the
Connect With A Classroom / Find It Fund It
Grant Portal





Accessing the Grant Portal

Please go to our website: www.ChampionsForLearning.org

Click on the **Apple – Educators & Schools** (indicated by the blue arrow below). Or, **if you are an existing user** and would like to get there more directly, click the blue Apply button in the top right corner.

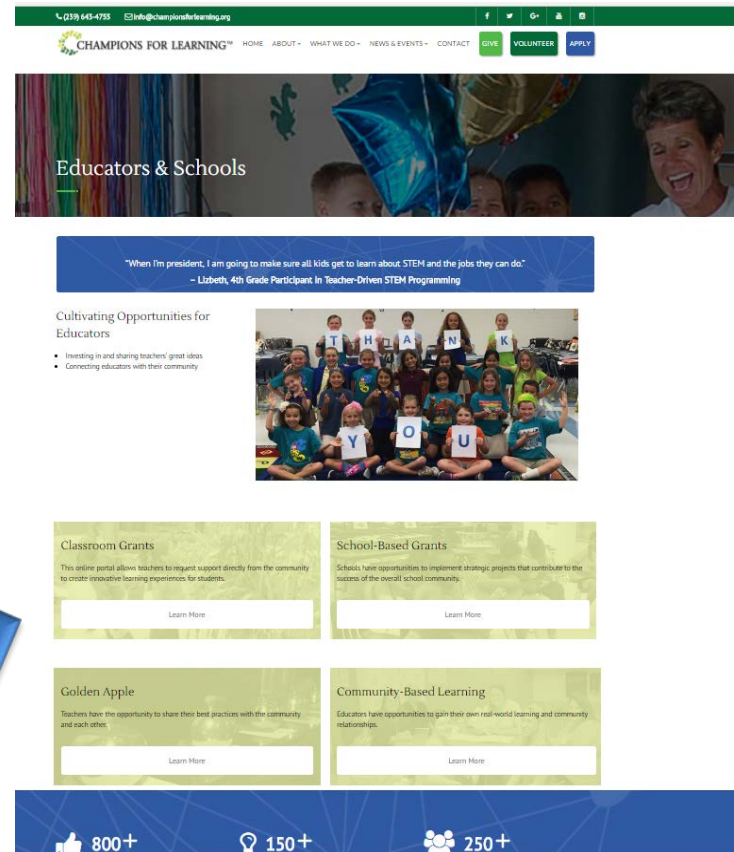

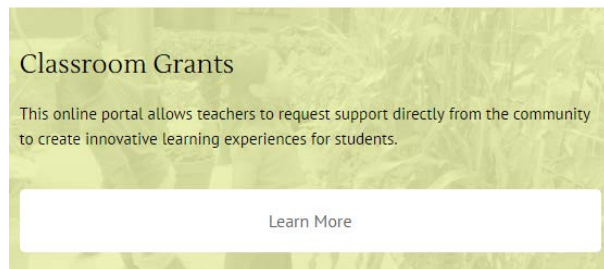
The screenshot shows the homepage of the Champions for Learning website. At the top is a green header bar with contact information: a phone icon and "(239) 643-4755", an email icon and "info@championsforlearning.org", and social media icons for Facebook, Twitter, Google+, YouTube, and Instagram. Below the header is a navigation bar with the Champions for Learning logo, followed by links: HOME, ABOUT (with a dropdown arrow), WHAT WE DO (with a dropdown arrow), NEWS & EVENTS (with a dropdown arrow), and CONTACT. To the right of these links are three buttons: "GIVE" (green), "VOLUNTEER" (green), and "APPLY" (blue). The main content area features a large yellow banner on the left with the text "Thank you for attending the 27th Annual Golden Apple Celebration of Teachers Dinner!" and a button that says "Click here" followed by a right arrow and "to see photos from the event." To the right of the banner is a large photo of a group of people in formal attire standing in front of a decorated tree. Below the photo is a row of five small square icons. At the bottom of the page is a green navigation bar with three sections. The first section has a house icon with two people inside and the text "Students & Families". The second section has an apple icon and the text "Educators & Schools". The third section has a group of people icon and the text "Community". A large blue arrow points from the "Community" section towards the "Educators & Schools" section.



Accessing the Grant Portal

The next screen that will appear is the **Educators & Schools** tab.

In the first box “Classroom Grants”, click the white “Learn More Button”





Accessing the Grant Portal

This will bring you to the **Classroom Grants** page. Click on the blue button “Teachers: Post A Request”



Connect With A Classroom

The [Connect With a Classroom/Find It, Fund It](#) online portal allows teachers to request classroom grants that will come directly from the community to create innovative learning experiences for their students. Champions For Learning funds these great ideas through the proceeds from the specialty Florida Educational License Plate along with contributions from clubs, organizations, business, and through individuals in the community who view and fund grants for which they have an interest. One-hundred percent of these contributions go directly into the classroom for teachers to use with his or her students immediately.

Fund a Classroom Grant

Teachers: Post A Request



The Road to Support Education Begins Here!
Join the Florida Education License Plate Program

Buy The Plate





Accessing the Grant Portal

This is the **Find It Fund It** Classroom Grant Portal landing page. From this page you can either **log in**, if you are an existing user, or **register** as a new user (see the options indicated by the blue arrow below).



[Search Grants](#) | [Fulfilled Grants](#) | [More About Find It, Fund It, Florida](#) | [Gift Cards](#)

[Registration](#) | [Log In](#)



Connect With A Classroom: Find It & Fund It, Collier

The Connect With a Classroom/Find It Fund It web platform is currently closed to new teacher requests as we prepare the site to re-open for the 2017-18 school year.

Please check back after July 10, 2017 when it will re-open for teacher requests.

In the meantime, please click the "fulfilled" tab above to view the great ideas that were funded and their outcomes from the past few years.

No classroom grant requests match your search criteria.

TEACHER REGISTRATION



Existing User Portal Login

Jump on in!





General Log In Screen

Click the **"Log In"** text located on the right, indicated by the green arrow below.



[Search Grants](#) | [Fulfilled Grants](#) | [More About Find It, Fund It, Florida](#) | [Gift Cards](#)

[Registration](#) | [Log In](#)

Connect With A Classroom: Find It & Fund It, Collier

The Connect With a Classroom/Find It Fund It web platform is currently closed to new teacher requests as we prepare the site to re-open for the 2017-18 school year.

Please check back after July 10, 2017 when it will re-open for teacher requests.

In the meantime, please click the "fulfilled" tab above to view the great ideas that were funded and their outcomes from the past few years.

No classroom grant requests match your search criteria.

[TEACHER REGISTRATION](#)





Your Log In Screen

Enter your **official school email address** that is attached to your profile, followed by your own **unique password**.



[Search Grants](#) | [Fulfilled Grants](#) | [More About Find It, Fund It, Florida](#) | [Gift Cards](#)

[Registration](#) | [Log In](#)

Log In

Email Address

Password:

[I forgot my password!](#)

SUBMIT





Successful Log In Screen

Your screen will then say "Hello, [your name]." This lets you know that you have successfully logged into the system and can access your information.

Classroom Grants



[Search Grants](#) | [Fulfilled Grants](#) | [More About Find It, Fund It, Florida](#) | [Gift Cards](#)

Hello, Kimberly | [My Grants](#) | [My Profile](#) | [Log Out](#)

My Grants

Create a New Grant - Click the "Add A Grant Request" button to the right.

ADD A GRANT REQUEST

Begin adding grants using the box above.



Creating a New User Login



Welcome!



Creating a New User

From the **Connect With a Classroom / Find It Fund It Classroom Grant Portal** landing page, click on the word "Registration" (as indicated by the green arrow below).



[Search Grants](#) | [Fulfilled Grants](#) | [More About Find It, Fund It, Florida](#) | [Gift Cards](#)

[Registration](#) | [Log In](#)

Connect With A Classroom: Find It & Fund It, Collier

The Connect With a Classroom/Find It Fund It web platform is currently closed to new teacher requests as we prepare the site to re-open for the 2017-18 school year.

Please check back after July 10, 2017 when it will re-open for teacher requests.

In the meantime, please click the "fulfilled" tab above to view the great ideas that were funded and their outcomes from the past few years.

No classroom grant requests match your search criteria.

TEACHER REGISTRATION



Creating a New User

At the top of the page there is an information box that indicates that the registration form is for **TEACHERS ONLY**.

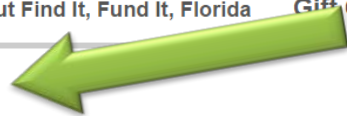
Donors and principals require separate registrations.



[Search Grants](#) | [Fulfilled Grants](#) | [More About Find It, Fund It, Florida](#) | [Gift Cards](#)

[Registration](#) | [Log In](#)

Teacher Registration



This registration form is for **TEACHERS ONLY**. Donors and principals require separate registration:

- **Donor** - Registration is not required for donors however it will give you access to specific features such as viewing the grants you have personally funded and your contact information will be pre-populated when funding future grants while logged in. If you do not wish to register you may still fund a grant by clicking the grant and then click the button "Fund This Project."
- **Principal** - **not available online. Please contact your Foundation Administrator.** Principals from participating counties must contact your local Education Foundation to register to approve teacher grants for display in this program.



Creating a New User

Required Information

- First Name
- Last Name
- School Name - **Choose from the drop-down menu**
- Official School Email Address – **no personal e-mails**
- Email Address Again
- Phone

User Account

- Choose A Password
- Type Password Again

Once you have completed all the information, select the grey **SUBMIT** button on the bottom of the page (indicated by the red arrow).

Required Information

First Name:

Last Name:

If your school is not listed below, please contact your principal and urge him or her to participate in this program.

School:

Only email addresses ending in @gccas.org, @fbalions.org, @ccanaples.com, @collierschools.com, @cedarmontessori.org, @collier.k12.fl.us, @vsnaples.org, @rcma.org, @seseton.org, @pacecenter.org, @communityschoolnaples.org, @stann.net, @educationforcollier.org, @edenautism.org, @ncanaples.com, @naplesmontessori.org, @synceltics.org, @flondaconference.com, @nicaeaacademy.com, @ilagrad.com, @avemaria.edu, @royalpalmacademy.com, @seacrest.org, @sbcnaples.com, @championsforlearning.org are accepted.

Email Address:

Email Address Again:

Phone:

User Account

Choose A Password:

Type Password Again:

SUBMIT





Congratulations!

Upon completion of the screen you will receive the following message screen.



You'll then receive an email from **Find It Fund It Florida** that will look like the message below. Once you receive the email, you are ready to log into your account and get started!

From: Find It Fund It Florida [<mailto:noreply@finditfunditflorida.com>]
Sent: Wednesday, June 14, 2017 1:32 PM
To: Kimberly Komorny
Subject: Welcome to Connect With A Classroom


Thank you for joining Connect With a Classroom--Find It, Fund It Florida! You can log in to the website to access your fulfilled grants and update your contact information.

Explore the Site



My Grants Screen

What should I
do? Where
should I go?




Search for different grants.
([Search grants](#))



Has my grant been funded?
([Fulfilled grants](#))



What are other counties doing?
([More about Find It Fund It Florida](#))



Work in my profile.
([My Profile](#))



My Grants Screen

Example A – New User



[Search Grants](#) | [Fulfilled Grants](#) | [More About Find It, Fund It, Florida](#) [Gift Cards](#)

[Hello, Amy](#) | [My Grants](#) | [My Profile](#) | [Log Out](#)

My Grants

Create a New Grant - Click the "Add A Grant Request" button to the right.

ADD A GRANT REQUEST

Begin adding grants using the box above.




My Grants Screen

Example B – Existing User



[Search Grants](#) | [Fulfilled Grants](#) | [More About Find It, Fund It, Florida](#) | [Gift Cards](#)

Hello  | [My Grants](#) | [My Profile](#) | [Log Out](#)

My Grants

Create a New Grant - Click the "Add A Grant Request" button to the right.

[ADD A GRANT REQUEST](#)

Edit a Grant - Only drafts may be edited. Click anywhere in the grant row below or the "edit" link at the end of the row to access the grant edit screen. Contact your principal to make any changes to grants submitted for approval.

Copy a Grant - Grants that have been submitted for approval or have already been approved may be copied to new drafts. To copy a grant, select the grant in the list below and then click the **Copy To New Draft** link in the Grant Status box.

Delete a Grant - Only drafts may be deleted. Select the "delete" link at the end of the row. Contact your principal to delete grants that have already been submitted for approval.


Date Created	Title	School	Cost	Grant Status	Impact to My Classroom Complete		
Oct 15, 2003	Reach Out and Touch	East Naples Middle	\$670.00	Archived		edit	delete
Sep 22, 2005	If We Build It, They Will Come	East Naples Middle	\$812.00	Archived		edit	delete
Oct 8, 2005	If You Can Imagine It, You Can Do It!	East Naples Middle	\$580.00	Archived		edit	delete



Search Grants Screen

Search Grants –

Click on “Search Grants” and the following screen will appear, allowing you to search by any of the criteria in the boxes provided.



The screenshot shows the Suncoast Credit Union website. At the top right is the Suncoast Credit Union logo. Below it is a navigation bar with links: "Search Grants" (circled in red), "Fulfilled Grants", "More About Find It, Fund It, Florida", and "Gift Cards". To the right of these links is the text "Hello, Debbie | My Grants | My Profile | Log Out". Below the navigation bar is a section titled "Connect With A Classroom: Find It & Fund It, Collier". This section contains a message stating that the platform is currently closed to new teacher requests and will re-open for the 2017-18 school year, with a request to check back after July 10, 2017. It also mentions that users can click the "fulfilled" tab to view past funded ideas. Below this message is a box titled "TEACHER REGISTRATION" which includes a photo of three children working with a microscope and a link labeled "How it Works". At the bottom right is a "SEARCH FOR A PROJECT TO FUND" section with several input fields: "School Year" (dropdown), "Subject" (dropdown), "School" (dropdown), "Title", "Keywords", and "Teacher Last Name". A "SEARCH" button is located at the bottom of this section.

Suncoast
Credit Union

[Search Grants](#) | [Fulfilled Grants](#) | [More About Find It, Fund It, Florida](#) | [Gift Cards](#)

Hello, Debbie | [My Grants](#) | [My Profile](#) | [Log Out](#)

Connect With A Classroom: Find It & Fund It, Collier


The Connect With a Classroom/Find It Fund It web platform is currently closed to new teacher requests as we prepare the site to re-open for the 2017-18 school year.

Please check back after July 10, 2017 when it will re-open for teacher requests.

In the meantime, please click the "fulfilled" tab above to view the great ideas that were funded and their outcomes from the past few years.

No classroom grant requests match your search criteria.

TEACHER REGISTRATION



[How it Works](#)

SEARCH FOR A PROJECT TO FUND

School Year

Subject

School

Title

Keywords

Teacher Last Name

[SEARCH](#)






Fulfilled Grants Screen

Fulfilled Grants –

Click on the “Fulfilled Grants” and a list will appear with grants that have already been funded.


This **New Feature** allows you to investigate great ideas and practices from teachers all over the state!




[Search Grants](#) | [Fulfilled Grants](#) | [More About Find It, Fund It, Florida](#) | [Gift Cards](#)

Hello, Kimberly | [My Grants](#) | [My Profile](#) | [Log Out](#)

Funded Projects

Please click on a project from the list below to view the details. Grants containing a post-grant Impact to My Classroom report are indicated with .

Investor	Teacher - School	Subject	Project	Cost/Request
Barbara Foster	Mattea Marks Golden Terrace Elementary Intermediate	Stem	 Zoom into your world	\$159.96

SEARCH FUNDED PROJECTS

School Year ▼

Subject ▼

School ▼

Title

Keywords





My Profile Screen

My Profile –

This where user profile information is stored:

First Name, Last Name, School, Email Address, Phone Number

You can change any of your information directly from this screen.

This is also where you can reset your password .

The grey **SUBMIT** button must be selected to save the changes that you make (see next slide).



[Search Grants](#) | [Fulfilled Grants](#) | [More About Find It, Fund It, Florida](#) | [Gift Cards](#)

Hello, Kimberly | [My Grants](#) | [My Profile](#) | [Log Out](#)

My Grants

Create a New Grant - Click the "Add A Grant Request" button to the right.

Begin adding grants using the box above.

ADD A GRANT REQUEST





My Profile Screen

My Profile

Required Information

First Name:

Last Name:

School(s): Please select all schools where you currently teach:

- ☐ Administrative Center
- ☐ Alternative Schools
- ☐ Avalon Elementary
- ☐ Barron Collier High
- ☒ Big Cypress Elementary

Email Address:

Only email addresses ending in @gccas.org, @fbalions.org, @ccanaples.com, @collierschools.com, @cedarmontessori.org, @collier.k12.fl.us, @vsnaples.org, @rcma.org, @seseton.org, @pacecenter.org, @communityschoolnaples.org, @stann.net, @educationforcollier.org, @edenautism.org, @ncanaples.com, @naplesmontessori.org, @sjnceltics.org, @floridaconference.com, @nicaeaacademy.com, @ilagrad.com, @avemaria.edu, @royalpalmacademy.com, @seacrest.org, @sbcnaples.com, @championsforlearning.org are accepted.

Phone:

Update Password

New Password:

Type New Password Again:

SUBMIT



Log Out Screen

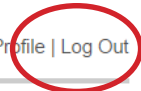
Log Out –

Selecting this will sign you out of the system. It then will default to the **Log In** Screen.



[Search Grants](#) | [Fulfilled Grants](#) | [More About Find It, Fund It, Florida](#) [Gift Cards](#)

[Hello, Kimberly](#) | [My Grants](#) | [My Profile](#) | [Log Out](#)



My Grants

Create a New Grant - Click the "Add A Grant Request" button to the right.

[ADD A GRANT REQUEST](#)

Begin adding grants using the box above.



[Search Grants](#) | [Fulfilled Grants](#) | [More About Find It, Fund It, Florida](#) [Gift Cards](#)

[Registration](#) | [Log In](#)

Log In

Email Address

Password:

[I forgot my password!](#)

[SUBMIT](#)



Submitting A Grant Request



My Grants Screen

Submit a request to **Find It Fund It** through one of these avenues:

- Add a Grant Request (Slides 31 – 34)
- Archived Grants (covered on Slide 35)

Click on the grey **ADD A GRANT REQUEST** button, indicated by the red arrow below. This starts the process of entering **a new grant request**.



[Search Grants](#) | [Fulfilled Grants](#) | [More About Find It, Fund It, Florida](#) | [Gift Cards](#)

[Hello, Kimberly](#) | [My Grants](#) | [My Profile](#) | [Log Out](#)

My Grants

Create a New Grant - Click the "Add A Grant Request" button to the right.

Begin adding grants using the box above.






How to Submit a Grant Request

READ THE INSTRUCTIONS. If you have any questions or don't understand any parts of the instructions, contact Amy Snyder at Champions For Learning.

Upon reading the information, click on the "Continue" link at the bottom or top of the page, indicated here with a red arrows.



Search Grants | Fulfilled Grants | More About Find It, Fund It, Florida | Gift Cards

Hello, Kimberly | My Grants | My Profile | Log Out

My Grants

How to Submit a Classroom Grant Request



(Please read the following and click the Continue button below.)

Follow these simple instructions to post classroom projects in need of funding:
After login, you will be in your profile account.

1. Please use the menu bar at the top left to navigate through your account. You can check your activity, approval status, submitted projects, drafts, etc. anytime simply by logging into your profile.
2. If you change schools during the year, you will need to update your profile immediately. (If you do not make this change, your requests will be sent to the wrong principal for approval.)
3. To create a new request, click on the Add A Grant Request button to start submitting your new projects using the on-screen instructions. We recommend that you write your request in Word so you can print and always have a copy for your records. Then, copy and paste your text into the request form.
4. Once you submit your request, an email is sent to your principal asking him/her to approve it. Once he/she has issued approval along with the foundation, you will receive an email notification and your request will be posted on the web site. **Please remember that it is ultimately up to you to make sure your principal approves your projects.** If you do not receive approval within a week or two, we recommend you speak with or email your principal.
5. Please note that if you see that the status is "approved", that means it has been approved by your principal and Champions For Learning so that it can be posted live. It does not mean it has been funded.

If you have any questions, please contact Amy Snyder at ASnyder@championsforlearning.org or call (239) 643-4633.

THANK YOU for taking the initiative to work with your community to create experiences for your students.



CONTINUE

CONTINUE



Submit a Grant Request

The next few slides will walk you through the entire screen in sections. Notes to start:

- Classroom grant requests **may not exceed \$2,000.00**
- **Save your changes often.** You may save the grant as a draft until it has been finalized to submit for approval. Click on the grey **SAVE AS A DRAFT** button, indicated by the red arrow below.

Classroom grant requests may not exceed \$2,000.

My Grants

Add Classroom Request

Save your changes often. You may save the grant as a draft until it has been finalized to submit for approval.





Starting the Request

Classroom grant requests may not exceed \$2,000.

My Grants

Add Classroom Request

Save your changes often. You may save the grant as a draft until it has been finalized to submit for approval.

SAVE AS A DRAFT

SUBMIT REQUEST

Teacher: Kimberly Komorny

Additional Teacher(s):

School: Administrative Center ▼

Grade: ▼

Subject: ▼

Request Title: ?

Number of Students Impacted:

Image: [no image or upload custom image] ▼

or Upload Custom Image:

No file chosen

“Teacher” and “School” should default to your profile. Add any Additional teachers working on this project.

Drop-down menus. **New Subjects** have been added – read carefully!

Use a creative title that **hooks your readers!**

This is **NEW** – how many students will be impacted by your project?

The use of images is **highly recommended**. (5 MB max; jpg only; 200 pixels wide)



Stating Your Case

Goal:



What will be done with
Students:



Benefit:



Make sure your goal(s) is **clearly stated** and **supported by details**. You are writing for the community, so refrain from using “educational jargon” or unexplained acronyms.

Be specific and descriptive about what will be done with your students. **Give a timeline**; one-time activity or on-going; **connect to learning standards and benchmarks**.

Clearly define your outcomes and potential replication in your classroom, across the curricula, or throughout the district. How many students and/or teachers will benefit?



A budget that makes sense

Items:

#	Item	Cost ?
1	<input type="text"/>	\$ <input type="text"/>
2	<input type="text"/>	\$ <input type="text"/>
3	<input type="text"/>	\$ <input type="text"/>
4	<input type="text"/>	\$ <input type="text"/>
5	<input type="text"/>	\$ <input type="text"/>
6	<input type="text"/>	\$ <input type="text"/>
7	<input type="text"/>	\$ <input type="text"/>
8	<input type="text"/>	\$ <input type="text"/>
9	<input type="text"/>	\$ <input type="text"/>
10	<input type="text"/>	\$ <input type="text"/>
Save the grant as a draft to add more item rows.		
Total:		\$ 0.00



List the specific items or services to be purchased and their cost. **Do your research** to find the best deal and increase your likelihood of being funded.

Budget Narrative:



Provide any additional information that will help the committee understand your budget items.

SAVE AS A DRAFT

SUBMIT REQUEST



Proofread, proofread, proofread... then submit!



Updating a Previous Request

The second way to add a grant to the portal is through a grant you have previously written and is now **Archived**. You can **Copy to New Draft, update any information and submit**.

The Suncoast Credit Union logo, featuring a stylized orange and yellow sun icon to the left of the text "Suncoast Credit Union".

Search Grants | Fulfilled Grants | More About Find It, Fund It, Florida | Gift Cards

Hello, Debbie | My Grants | Profile | Log Out

Explore It - Defend It - Invent It - Test It

< Back to My Grants

School: East Naples Middle

Subject: Stem

Teacher: Debbie Graham

Students Impacted: 250

Grade: 6-8

Date: September 6, 2015 @ 9:51 AM

Number: 25564

Grant Status:
Archived

Old requests

Copy To New Draft

Delete Grant Request

Goal

To establish a zone where students can explore, invent, design, create and try to figure things out.

Explore - try it out

Defend - discuss your reasoning

Invent - put it together

Test - does it work?

Share

Please share this page to help in fulfilling this grant.

[f](#) [t](#) [e](#)

Share your request with your students' parents, PTO/PTA, friends and family via Social Media and e-mail!



Updating a Previous Request

This feature will bring forward all the same information from the previous grant. This screen will allow you to edit any of the information that you would like or leave it completely the same. You would follow the same steps as previously outlined. You can "SAVE AS A DRAFT" or "SUBMIT REQUEST" from this screen.

My Grants

Explore It - Defend It - Invent It - Test It

Save your changes often. You may save the grant as a draft until it has been finalized to submit for approval.

SAVE AS A DRAFT

SUBMIT REQUEST

Teacher:

Additional Teacher(s):

School: East Naples Middle

Grade: 6-8

Subject: Stem

Request Title: Explore It - Defend It - Invent It - Test It

Number of Students

Impacted: 250

Image: [no image or upload custom image]

or Upload Custom Image:

Choose File

No file chosen

(5 MB maximum; .jpg file only; will be resized to 200 pixels wide)

Goal: To establish a zone where students can explore, invent, design, create and try to figure things out.
Explore - try it out
Defend - discuss your reasoning
Invent - put it together

What will be done with

Students:

The students will:
- discover how to build circuits by trying different ways to make it work using Makey Makey, Raspberry Pi, Little Bits, Arduino, and Snap Circuit
- create a working circuit that makes other objects operate
- work together with a team to solve problems by designing the right tool
- imagine the possibilities of a model when used in the real world

Benefit:

The students will be able to:
- investigate at his/her own pace as all systems are created for exploration
- use their critical thinking skills to see things from different perspectives
- incorporate science, technology, engineering and math through discovery and problem solving
- explain their thinking in why they created this circuit and why it worked or didn't work
- learn from each other through group and class

Items:

#	Item	Cost
1	Raspberry Pi	\$ 69.99
2	Makey-Makey	\$ 54.99



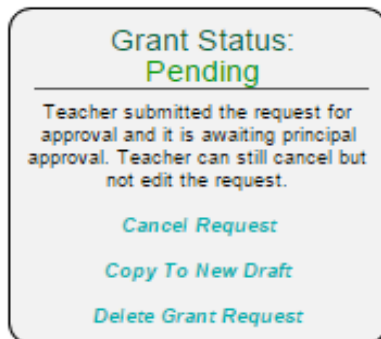
Once you click the **SUBMIT REQUEST** button – a summary will appear on your screen similar to the one below.

Grant Status –

This will change as the grant goes through the process.

First Grant Status is “Pending”:

This means that the grant has been submitted to your principal for approval.



Grant Status Icon

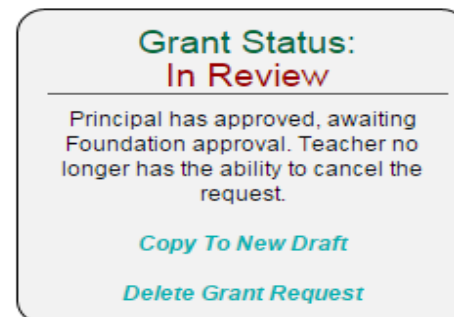
Second Grant Status is “In Review” –

Upon approval from your principal, the grant status will change from **PENDING** to **IN REVIEW**.

*Please check your status on your grant. If after a week it the status still reads **PENDING** – contact your principal.

An email is sent to Champions For Learning that your principal has approved your grant to be posed on the site.

Champions For Learning reviews the grant and verifies the numbers are correct and then will approve the grant for posting in the site for funding opportunities.





Grant Status Icon

The next status is APPROVED or DENIED. During this process you will receive email notification and the next steps to follow, based on the status.

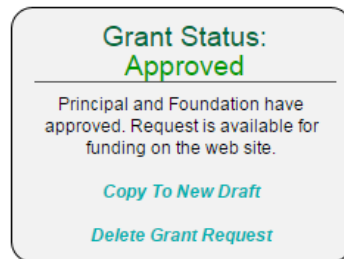
“Approved”

APPROVED means that it is cleared for **POSTING** to the site for funders to view your grant request.

(This does not mean it is funded!)

“Denied”

DENIED means that either your principal or Champions For Learning has not cleared the grant for **POSTING**. Check with your principal first, then contact Amy Snyder at Champions For Learning for clarification.



Funding Status





Funding Status

"Fund This Project"

FUND THIS PROJECT means that the grant is available for funders to support the grant request. The **0% Funded** above the **Amount Needed** indicates the percentage that has been raised toward the project.

0% Funded



Only \$10.00 Needed

FUND THIS PROJECT

"Partially Fulfilled"

PARTIALLY FULFILLED means that the grant has received a portion of the funds requested. A grant can be supported by one or more donors and all donors will be listed as they contribute toward the project.

50% Funded



Only \$5.00 Needed

FUND THIS PROJECT

"Fulfilled"

When the message ***"Thank you to the following investor for funding this grant"*** appears, then the grant is fully funded!

100% Funded

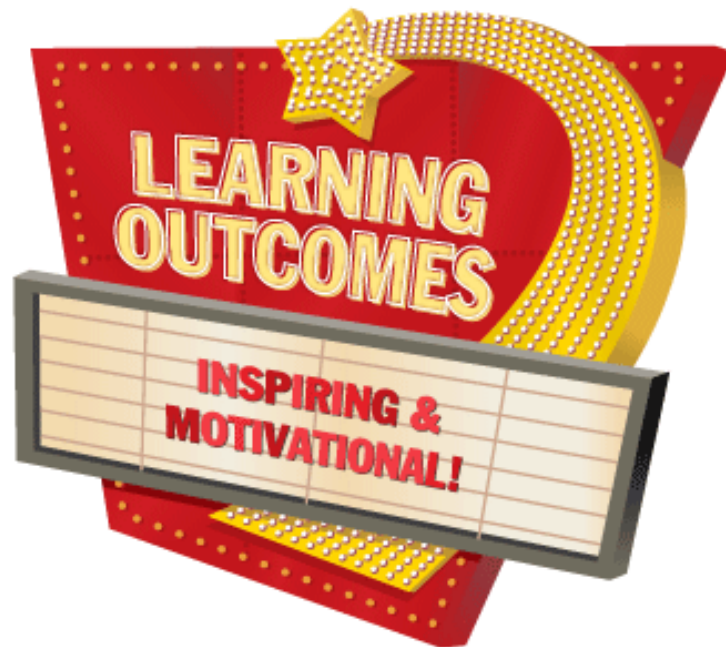


Only \$0.00 Needed

FUND THIS PROJECT



Uploading Your Outcome Report





Uploading Your Outcome Report

When the time comes to post the results of the impact of the project in your classroom, there are just a few simple steps for you to follow. **All Outcome Reports are required to be submitted electronically.**

Login to your account and pull up your grant. On the same line as the goal, right under the Grant Status box you will find, **Impact to My Classroom** (indicated below with the red arrow).

Bubble Factory

[< Back to My Grants](#)

School: Administrative Center
Subject: Art
Teacher: Kimberly Komorny
Students Impacted: 18
Grade: Pre-K
Date: June 27, 2017 @ 3:28 PM
Number: 28488

Grant Status:
Fulfilled

Investor

Thank you to the following investor for funding this grant.

Miss Kim - \$10.00

Request has been fully funded and is no longer available for funding on the web site.

[Copy To New Draft](#)


[Delete Grant Request](#)

Goal

None

[Impact to My Classroom](#)

[Edit Impact to My Classroom Report](#)





Uploading Your Outcome Report

Bubble Factory

Grant investors will be automatically notified when this page is submitted.

Please enter information below to show the impact and results of this grant on your students. We encourage you to upload photos if available. Impact to My Classroom will be posted along with your original grant information on the Fulfilled Grants page. All investors for your grant will be notified via email when the page is initially saved, allowing them to view the result of their donations.

SUBMIT

Impact to My Classroom

of Students Impacted:

Outcomes:

B *I*

Your outcome narrative will be **viewable to your donor(s), the public, and other teachers.** Be clear, descriptive and enthusiastic about the impact in your classroom.

If you have a **video** to share, include the link here!



Uploading Your Outcome Report

Photos

You may upload up to six photos. (5 MB maximum each; .jpg file only)

Photo 1: No file chosen

caption:

Photo 2: No file chosen

caption:

Photo 3: No file chosen

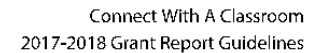
caption:

Photo 4: No file chosen

caption:

Photo 5: No file chosen

Pictures help tell the story!
Include up to 6 images (5 MB each, jpg only).



The Education Foundation of Collier County
www.ChampionsForLearning.org
3606 Enterprise Avenue, Suite 150, Naples, FL 34104
239.643.4755 phone 239.643.4799 fax



Don't forget to save your work!



[Search Grants](#) | [Fulfilled Grants](#) | [More About Find It, Fund It, Florida](#) | [Gift Cards](#)

[Hello, Kimberly](#) | [My Grants](#) | [My Profile](#) | [Log Out](#)

My Grants

Bubble Factory

Impact to My Classroom has been successfully saved.

Impact to My Classroom was last updated on June 27, 2017 and is currently visible on the Fulfilled Grants section.

DELETE IMPACT REPORT

Please enter information below to show the impact and results of this grant on your students. We encourage you to upload photos if available.

Impact to My Classroom will be posted along with your original grant information on the Fulfilled Grants page. All investors for your grant will be notified via email when the page is initially saved, allowing them to view the result of their donations.

SAVE



Your Outcome Report is now "live" on the site!



[Search Grants](#) | [Fulfilled Grants](#) | [More About Find It, Fund It, Florida](#) | [Gift Cards](#)

[Hello, Kimberly](#) | [My Grants](#) | [My Profile](#) | [Log Out](#)

My Grants

Create a New Grant - Click the "Add A Grant Request" button to the right.

[ADD A GRANT REQUEST](#)

Edit a Grant - Only drafts may be edited. Click anywhere in the grant row below or the "edit" link at the end of the row to access the grant edit screen. Contact your principal to make any changes to grants submitted for approval.

Copy a Grant - Grants that have been submitted for approval or have already been approved may be copied to new drafts. To copy a grant, select the grant in the list below and then click the **Copy To New Draft** link in the Grant Status box.

Delete a Grant - Only drafts may be deleted. Select the "delete" link at the end of the row. Contact your principal to delete grants that have already been submitted for approval.

Date Created	Title	School	Cost	Grant Status	Impact to My Classroom Complete		
Jun 27, 2017	Bubble Factory	Administrative Center	\$10.00	Approved		edit	



Let's Get to Work!



www.ChampionsForLearning.org