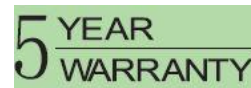


■ **Product Pictures**



- Lumileds LED, high luminous efficiency and long working life.
- High efficiency LED Driver, the wide range input voltage AC120-277V.
- Cast aluminium cooling design better cooling, better cooling, light quality, LED Tj < 85°C.
- Excellent Optics design, greatly improve the light utilization and evenness.
- **Photocell Control Available (Option)**



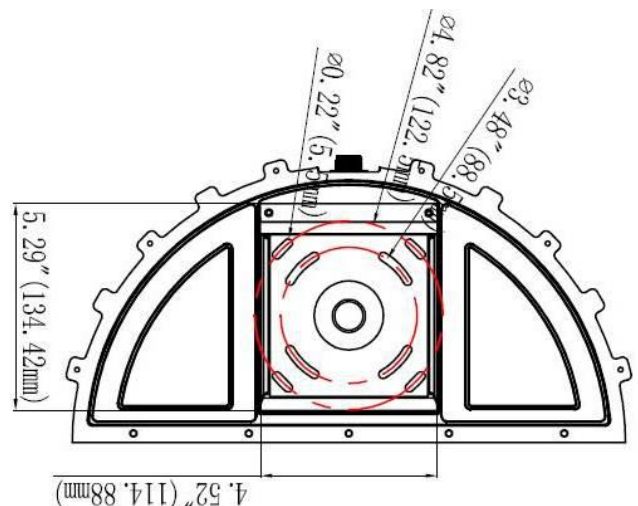
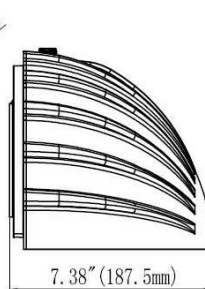
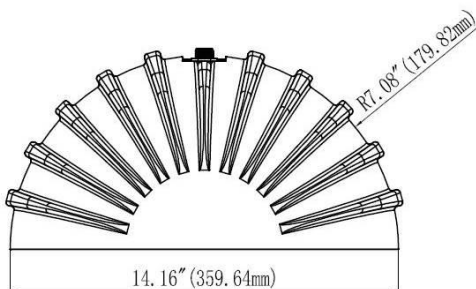
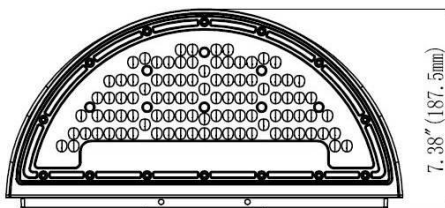
■ **Product Applications**

LPT LED FULL CUTOFF WALL PACK Lighting series can be widely used in indoor or outdoor lighting (Wet location), like mechanical or electronic processing workshops, storage warehouses, steel mills, gas stations, toll booth, waiting rooms, the platforms of railway station, indoor stadiums and flower cultivating tents etc.

■ **Structure Features**

- **Shell materials: Aluminum & PC .**
- **Finish: Dark Bronze/White**
- **Net weight: 3.50kgs (7.70 lbs)**

Unit: inch(mm)



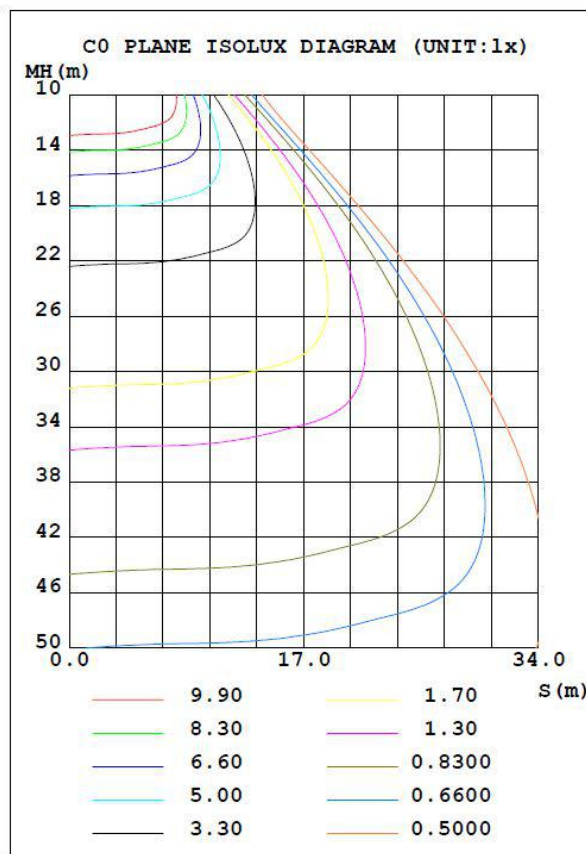
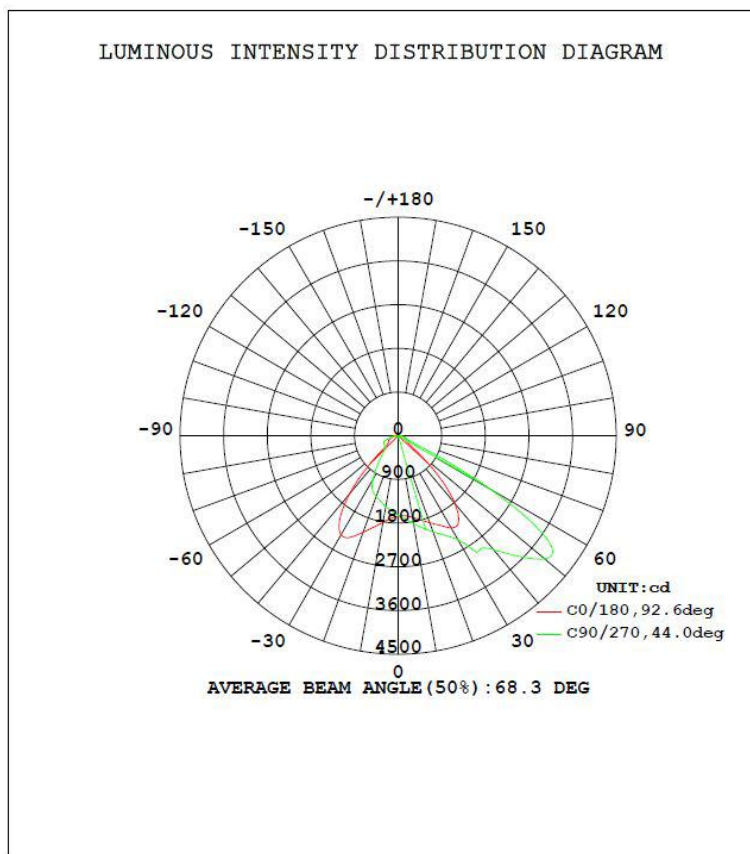
■ **Technical Parameters**

Type	90194-45		
Power	45W	Lighting Angle	45*90°
Input Voltage	AC120-277V	LED Brightness Decay	<5%/6000 hrs
PF	>0.95	Working Life	>50000 hrs
Driver Efficiency	>90%	Working Temperature	-30 - +45°C
Luminous Flux	5300 Lm	Storage Temperature	-40 -+80°C
Color Temperature	3000K/4000K/5000K/6500K	Protection Level	Wet Location/IP65
CRI	Ra>80	Cable	Input Connect, No cable

Remark: “Z” may be D or W represented color,

“Y” may be “P12”, “P27” or blank represented type of photoelectric Switches.

■ **Light Distribution Curve (Clear Lens)**



■ **Product Certifications**



■ **Contact Us**

Lighting and Power Technologies

7101 Whisperfield Drive
Plano, TX 75024

Ph: 877-666-5267
Fax: 972-624-5800

Email: sales@lightingandpowertech.com
Website: www.lightingandpowertech.com

