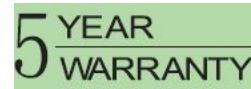


■ **Product Pictures**



- Lumileds LED, high luminous efficiency and long working life.
- High efficiency LED Driver, the wide range input voltage AC100-277V and AC200-480V.
- Cast aluminium cooling design better cooling, better cooling, light quality, LED Tj < 85°C.
- Excellent Optics design, greatly improve the light utilization and evenness.
- **Photocell Control Available (Option)**

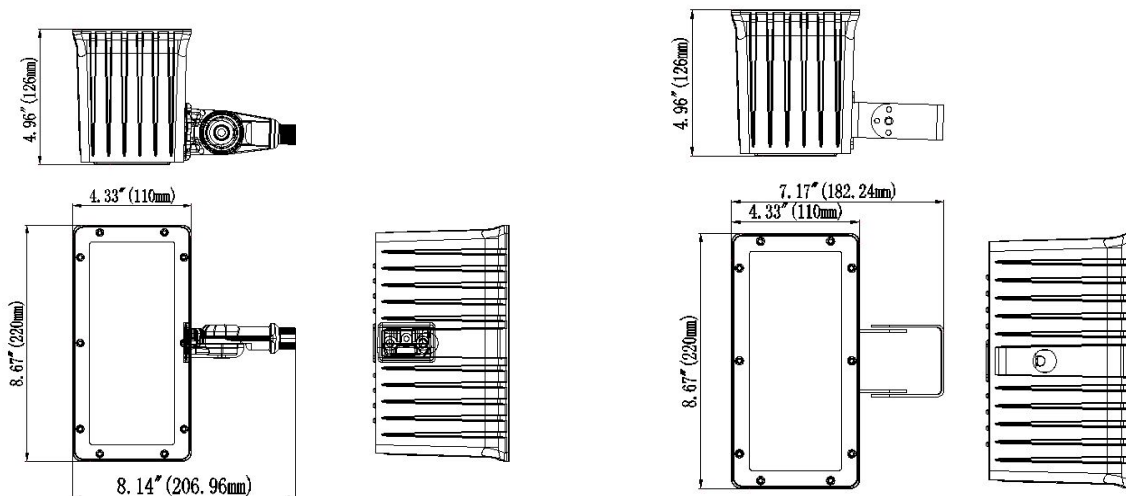


■ **Product Applications**

WSD LED Flood Lighting series can be widely used in indoor or outdoor lighting (Wet location), like mechanical or electronic processing workshops, storage warehouses, steel mills, gas stations, toll booth, waiting rooms, the platforms of railway station, indoor stadiums and flower cultivating tents etc.

■ **Structure Features**

- **Shell materials: Aluminum & Glass .**
- **Color: Dark Bronze/White**
- **Net weight: 2.60kgs (5.73 lbs) Unit: inch(mm)**



**Kunckle**

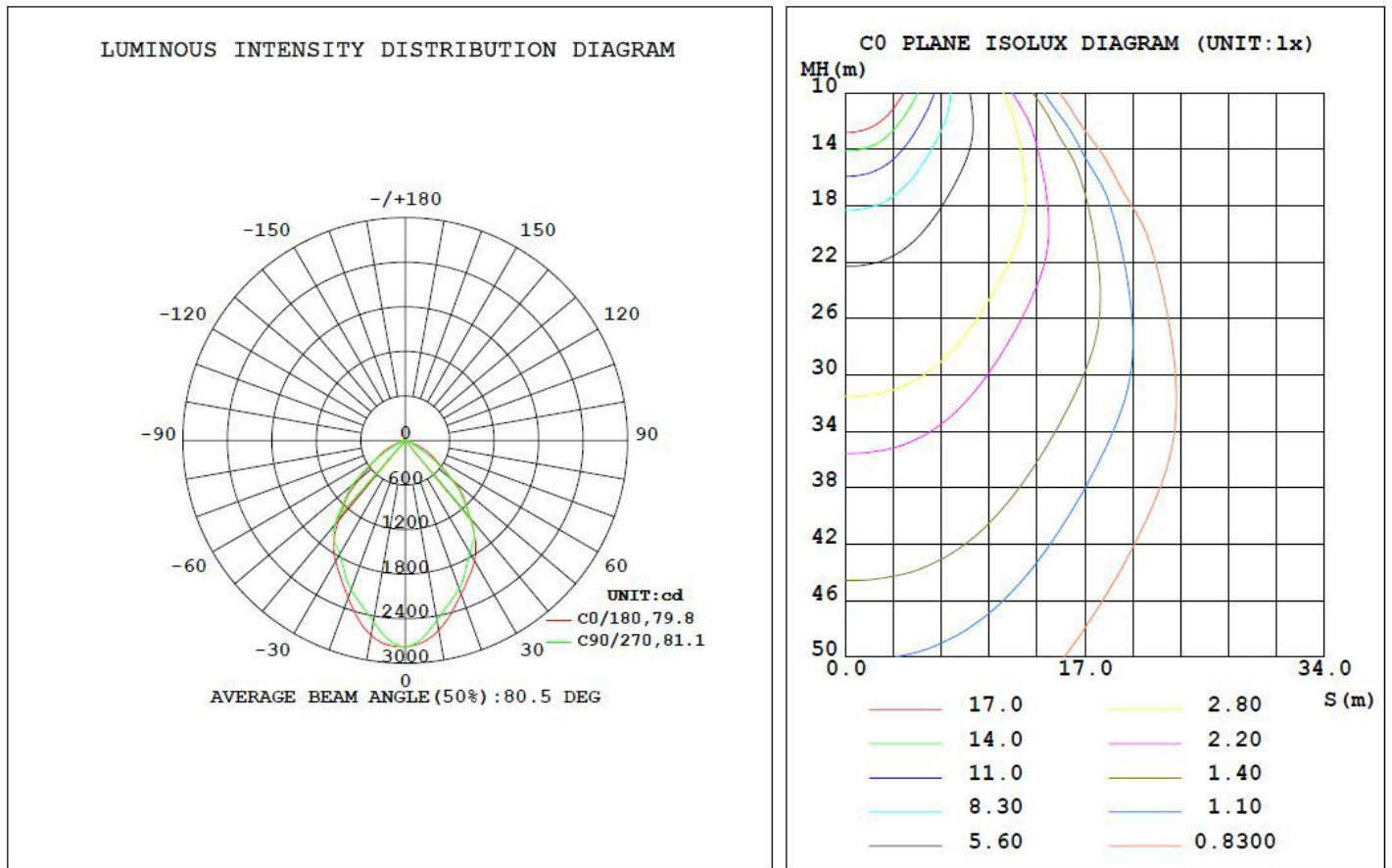
**Trunnion**

## ■ Technical Parameters

Type			
Power	45W	Lighting Angle	80°
Input Voltage	AC100-277V	LED Brightness Decay	<5%/6000 hrs
PF	>0.95	Working Life	>50000 hrs
Driver Efficiency	>90%	Working Temperature	-30 - +45°C
Luminous Flux	4578 Lm	Storage Temperature	-40 -+80°C
Color Temperature	3000K/4000K/5000K/6500K	Protection Level	Wet Location/IP65
CRI	Ra>80	Cable	3 core, 18AWG

**Remark:** “Z” may be D or W represented color, “M” may be K or T represented mounting means

## Light Distribution Curve:



## ■ ORDERING INFORMATION:

**EXAMPLE: Code: 90164-45**

LPT	FL	45W	27	50K	D	K
Company	Product	Power	Voltage	Color Temp	Finish	Mount
LPT	FL Flood Light	45W(45W) 07W(70W)	27 AC100-277V 48 AC200-480V	30K (3000K) 40K (4000K) 50K (5000K) 65K (6500K) ± 500K	D Dark Bronze W White	K Knuckle T Trunnion

## ■ Product Certifications

