

Evaluation and Development

Austin Energy Green Building



Since 1991, Austin Energy Green Building has provided green building ratings, consulting services, code advancement, education and professional development.

Evaluation and Development tracks, reports, analyzes and shares program achievements. The team helps coordinate community outreach and participation in industry fairs, trade shows, conferences and sustainability events to promote the benefits of green building. They organize education opportunities with community partners to share knowledge and resources.

New initiatives are developed to improve participation and incentivize customers. The team developed the Integrated Modeling Incentive to reward building owners that incorporate energy modeling early in the design process through post-occupancy verification.

Integrated Modeling Incentive

Qualified Energy Consultants **27**
Active Projects in new program **6**

Data Dashboard

The new Tableau dashboard centralizes and visualizes key metrics for customers and staff.

15,853 AEGB rated projects
total reported from FY 1991 - 2018



Single Family
15,432
14,448 Austin | 984 Extended Area

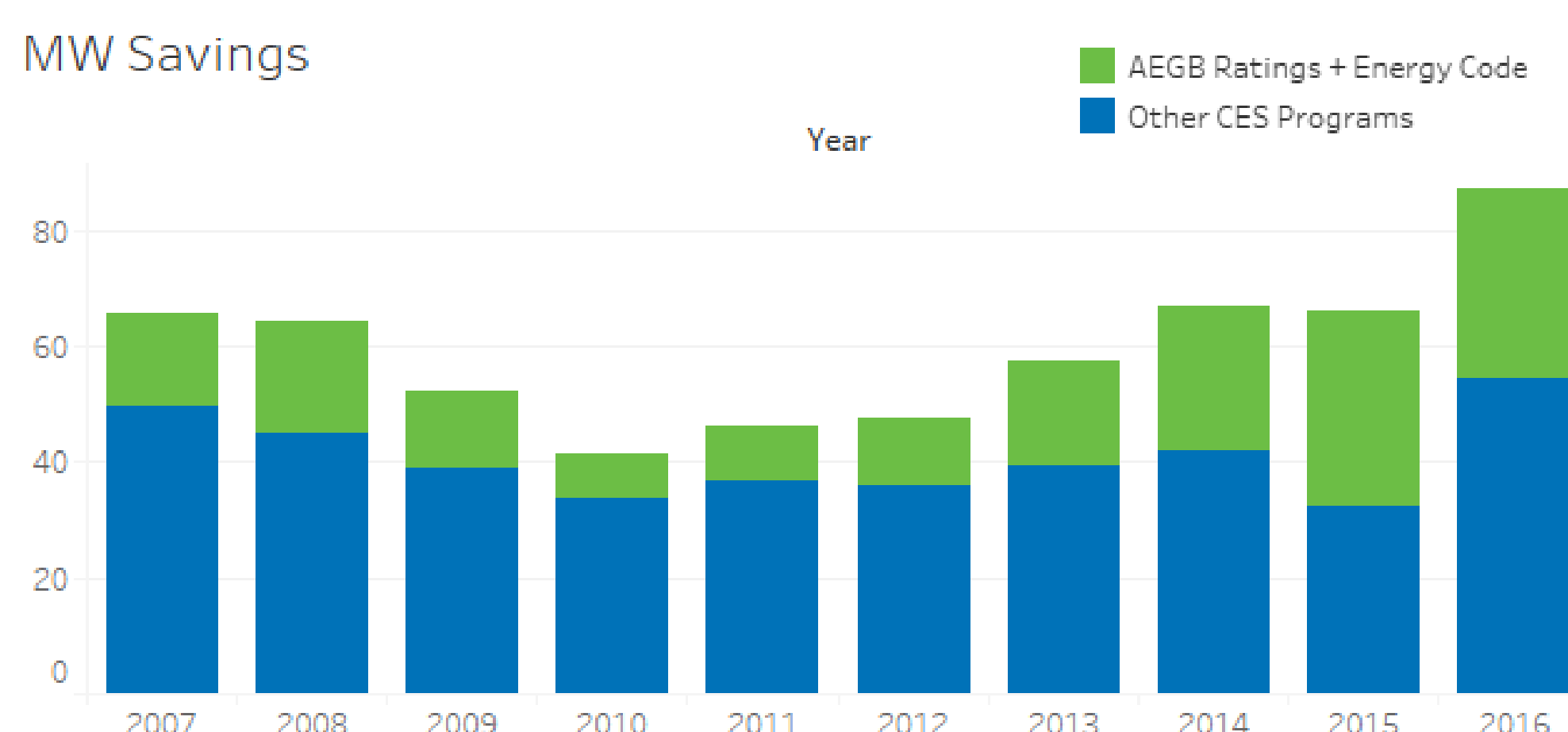


Multifamily
160
25,888 dwelling units

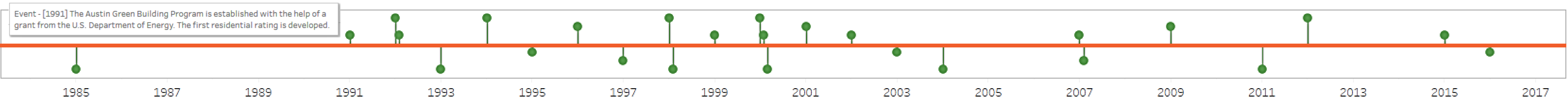


Commercial
261
31,059,811 sq. ft.

Double bar chart shows how AEGB and Customer Energy Solutions programs contribute to the City of Austin climate protection goals



Interactive dashboard timeline illustrates AEGB history



Outreach and Education FY 2018

Educational Events

Professional Development Seminars & Tours
Green by Design public workshops
Cool House Tour
Commercial Green Leases Training
Integrated Modeling Training

Participation and Credits

Attendees **1,558**
AIA CEU's **66**
GBCI CEU's **34**

Green Maps

City of Austin Open Data Portal

Multifamily and Commercial projects map illustrates AEGB rating metrics reported quarterly

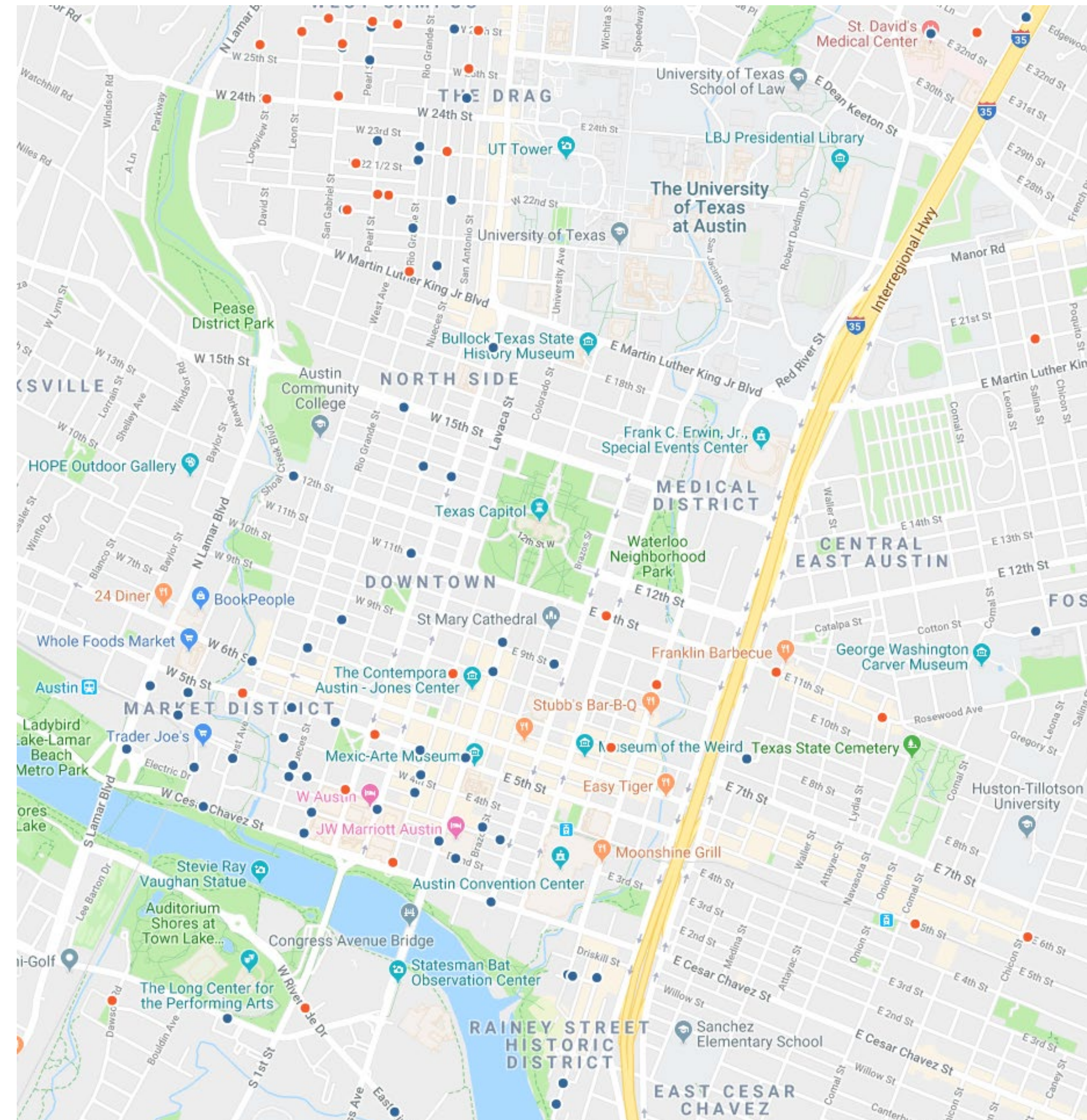
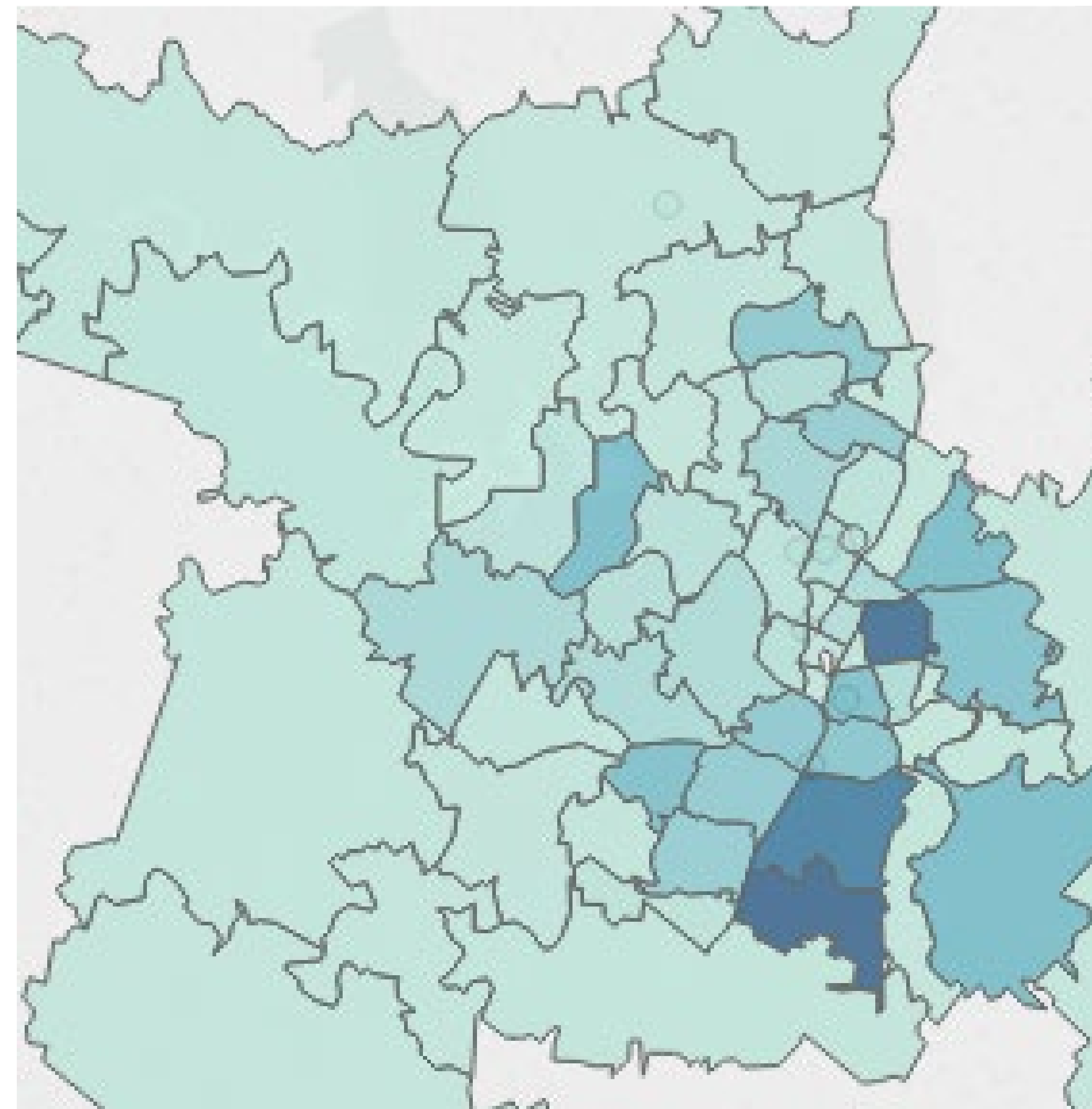


Tableau Data Dashboard

Heat map of Austin illustrates AEGB projects rated by zip code - depth of color indicates concentration of rated projects



Austin Energy Strategic Plan

Environment

- Evaluated and reported AEGB program metrics
- Contributed to City of Austin's climate protection goals

Program Results FY 2018

Demand savings – **20.4** MW
Energy savings – **40,090** MWh
Natural Gas savings – **337,075** ccf
CO₂e savings – **17,785** metric tons
Water savings – **62,000,000** gallons
Construction Waste diversion – **53,500** tons

Equivalent Impacts

Electricity use of **3,400** avg homes
Trash collection of **78,400** avg homes
Water use of **890** avg homes

Business Excellence

- Developed modeling guidelines and tools for projects on Austin Energy District Cooling Systems
- Streamlined registration and sign-in for events through digital platforms
- Published AEGB program metrics and maps on City of Austin Open Data Portal
- Initiated development of data visualizations to illustrate the AEGB story and convey program achievements
- Teamed up with other City of Austin departments to increase access to data across departments and with the public
- Trained future workforce candidate through summer intern program


Customer Collaboration

- Collaborated with TXSES, ACDDC, AIA, USGBC, UT McCombs Business School, Austin Green Awards and Land Art Generator on green initiatives and events
- Informed community through newsletters, social media, website and case studies
- Promoted the Integrated Modeling Incentive to local firms, developers and owners (commercial, multifamily, governmental)
- Engaged Qualified Energy Consultants in integrated design process through the Integrated Modeling Incentive program

Team



Patricia



Molly



Jae



Shelly



Paul
Aysha



Christian

Management & Administration



Kurt



Tajz