



CLASS  
SCHEDULE

Winter  
2017  
January - March

ART GLASS & SUPPLIES  
**ED HOY'S**  
*International*



We work to bring beautiful glass into the lives of anyone and everyone, offering fresh opportunities to expand your creative expression through what we believe is the most powerful medium for change: art.

Ed Hoy's International is the unrelenting dream and driving force of our founder, Mr. Ed Hoy himself. Since 1972, we not only sell art glass to hundreds of artists, galleries, architects, and designers, we work to inspire them.

Our art glass classes bring new techniques with real-world applications to the front, giving glass artists and newcomers alike the opportunity to expand their fusing, flameworking, and coldworking techniques in a fun and safe learning environment.

**Proud to announce our Winter 2017 January - March classes.**

# Beyond the Basics - Pattern Bars

Create visual interest and fine detail in your fused glass by working with pattern bars. In this multi-week class students will explore four different construction methods for bars resulting in vastly different patterns. Expect to complete three 8" x 8" dishes over the course of the session and have components left over for use in future projects. Containing glass, volume calculations, firing schedules and coldworking will be covered in detail allowing students to confidently explore this process on their own or during Ed Hoy's Open Studio hours.

## 4 Part Class Session:

- Thursday, January 5th
- Thursday, January 12th
- Thursday, January 19th
- Thursday, January 26th

Time: 10am-1pm

\$325



# Intro to the Art of Stained Glass

Explore the art of stained glass in this 4 part class. Students will learn all the steps necessary to create a beautiful 8" x 10" traditional stained glass window, including pattern preparation, glass cutting, copper foiling, soldering and finishing methods. An emphasis will be placed on glass considerations and proper assembly techniques. This class will require homework between sessions in order to meet all course objectives. Most consumable materials and supplies to be provided by Ed Hoy's. Stained glass tools and glass not included.

## 4 Part Class Session:

- Thursday, January 5th
- Thursday, January 12th
- Thursday, January 19th
- Thursday, January 26th

Time: 6pm - 9pm

\$195



# Intro to Fusing

Explore the art of kiln formed glass in this 3 hour introductory class. Learn the process of glass fusing from cutting and designing to glass compatibility, kiln preparation and firing schedules. Each student will make a serving piece with an emphasis on layering transparent and opaque glasses to create patterns with visual textures. Once fused, your piece will be fired a second time to shape it.

## January

Saturday, January 7th

Time: 10am-1pm

## February

Thursday, February 9th

Time: 6pm - 9pm


## March

Saturday, March 11th

Time: 1pm-4pm

\$105

**Intro**



# Unfinished Projects

Do you have unfinished pieces around the studio you need to complete? Need a refresher on the next steps for various works in progress? Want to use cold working equipment you normally do not have access to? Join us for this 3 hour supervised open studio. We'll provide the work space and tools needed to complete your projects and offer guidance and instruction as necessary. If required, glass, consumable materials, and firing will be additional.

## January

Wednesday, January 11th    Time: 10am-1pm

## February

Thursday, February 9th    Time: 2pm-5pm

\$85

Open to  
All  
Levels





# Intro to Beadmaking

Learn how to manipulate colored glass rods in a torch flame to create beautiful glass beads. This 3 hour workshop gives you an introduction to working with the Hot Head torch, and the techniques to make and decorate basic beads. The bead kit included (\$125 Value) with the workshop provides all of the tools you need to start making beads immediately at home. Please bring two cans of MAPP gas to this class (can be purchased at any hardware store).

## January

Saturday, January 14th

Time: 10am - 1pm

\$185

A collection of glass beads on rods, including red, yellow, and decorated beads. A green circle with the word "Intro" is overlaid on the left side of the image.

Intro

# Fused Glass Pendants

Show off your unique personal style in this fun and easy class. Our studio is stocked with a wide range of colored and patterned sheet glass to select from as you learn to design, cut and assemble glass. Students will make at least 6 different pieces we will fire for you. Finished pieces will be available for pickup in 1 week.

## January

Wednesday, January 18th

Time: 10am-12pm

\$65

Intro





# Glass Alchemy

Using the reactive potential of newly designed sheet glass, we'll play with modifying the look of beautiful silver, gold and bronze metallics. Along with a small set of samples, you will create two 6" x 6" plates. This class is open to all skill levels.


## February

Thursday, February 2nd

Time: 1pm-4pm

\$145

Intro



# The Glass Experience

Take your creativity to the next dimension in this exclusive experience offered only at Ed Hoy's. In this 2 day intensive class, we will explore techniques to add color and dimension to traditional stained glass. Explore both warm and cold glass techniques; learn to fuse and kiln carve, foil and solder and mix a variety of materials to create a unique, dimensional stained glass piece from your choice of three class patterns. This class will require homework between sessions in order to meet all course objectives. Consumable materials, supplies and fusible glass to be provided by Ed Hoy's. Stained glass tools and non-fusible glass not included. Two 6 hour sessions.

## 2 Part Class Session:

Friday, February 3rd

Friday, February, 17th

Time: 10am - 4pm

\$195

**Intro**



# Drop Vessels

Using an elevated mold, we will explore shaping glass beyond traditional slumping. Learn to maximize design-ing for drop-outs by taking advantage of the stretching glass undergoes for unique patterning. You will make two vessels, one using a 6mm pre-fired blank and a second thicker piece of your own design. Coldworking to remove the rim will be a part of this hands-on class.

## 2 Part Class Session:

Wednesday, February 8th

Wednesday, February 15th

Time: 10am-1pm

\$275



Intermediate

# Modern Glass Painting

Joseph Cavalieri



While painting onto glass dates back to medieval times, this workshop offers modern techniques for applying imagery on the glass surface. Hand painting, airbrushing, inking, and silk-screening onto glass along with the basics of cutting, copper foiling and soldering stained glass techniques will be explored. Joseph's modern techniques use the same materials but provide a more controlled, detailed and precise way of using these materials. This class is open to all levels of experience. Students who are interested in painting, printmaking, and exploring mixed media techniques may enjoy the class the most, as more than just technique will be covered. Design tips and a worksheet to help students decide the direction of their art work will also be included.

February 23rd - February 25th

Start Time: 9am

\$550

\$495 (Loyalty Rewards)





# Working in 3D Stained Glass

Joseph Cavalieri



Learn painting, airbrushing and silk-screening on glass, as well as cutting, copper foiling and soldering to create one or more 3-dimensional glass forms. Joseph Cavalieri returns to instruct this fun and challenging class. Over 3 days, under the guidance of Cavalieri, you will learn these processes, through demonstrations and practice. Silk screen images will be provided for the students to choose. You are free to create boxes or expand on the idea to create a functional work of art like a candle holder, lamp shades or any three dimensional form you wish.

February 27th -March 1st

Start Time: 9am

\$550

\$495 (Loyalty Rewards)

Open to  
All  
Levels





# Wire Wrapping Cabochons

Wire wrapping is one of the oldest techniques used in crafting handmade jewelry. In this class you will learn to manipulate and bend various styles and gauges of wire to decoratively encase one fused glass cabochon and create a unique pendant or focal piece. Bring wire wrapping tools and a fused glass cabochon to wire wrap or choose one of ours.

Saturday, March 18th

Time: 10am-1pm

\$75

**Intro**



# Beyond the Basics - Focal Point


In this multi-week class we will explore four unique techniques for creating your own custom glass. The techniques range from quick and easy to complex multi-step processes each yielding a stunning piece to work into a larger scale project. Custom glass will be edited, shaped and tweaked, then built out with additional sheet glass to make three, 8" x 10" panels. Technical details, firing schedules and coldworking will be covered allowing students to confidently explore these techniques on their own or during Ed Hoy's Open Studio hours.

## 4 Part Class Session:

- Wednesday, March 8th
- Wednesday, March 15th
- Wednesday, March 22nd
- Wednesday, March 29th

Time: 10am - 1pm

\$325



# Creating Custom Textured Dichroic Art

Gloria Badiner




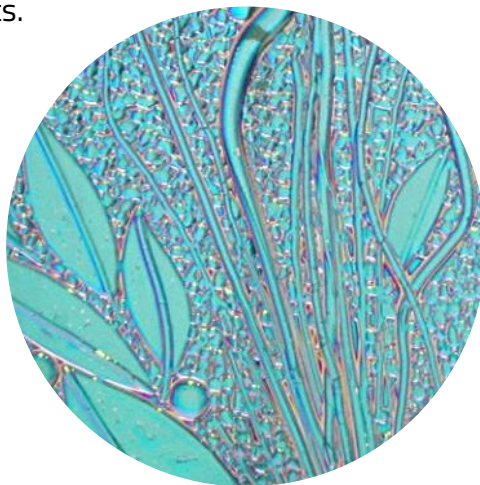
This hands-on 2 ½ day session will introduce you to custom dichroic coatings (by CBS) on your own 19 inch circle of glass. A variety of techniques including hot pressing, vitrigraph, slumping and casting will be used to make elements which will be incorporated into your personal design. Careful attention will be paid to how a dimensional surface reflects and transmits light elevating your work into a sculptural piece. You will also make a set of small sample works showing how manipulated surfaces can alter the dichroic effect. The class will also include instructional handouts, firing hints and slides of dichroic projects. Fee includes dichroic coating and shipping costs.

April 5th-7th

Start Time: 9am

\$650

\$595 (Loyalty Rewards)



Open to  
All  
Levels

# Dream Garden

Nancy Weisser



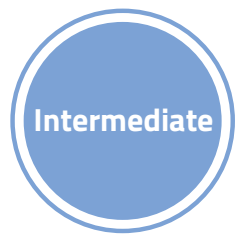
For the first time, Nancy will reveal her process of creating fantastical gardens and imaginary underwater scenes. This will be a multi-step and multi-element process including many techniques and the use of various vitreous materials. Glass forming techniques taught will include: vitrigraph, working over a torch, making frit from the kiln, crafting part sheets, and other methods for generating a variety of visual effects with frits, powders and dry enamels. Students will be asked to create from their imagination, learning to trust their own instincts and rely on information that already exists in the mind. Emphasis will be placed on creating spontaneously and improvising while exploring design, color and layering steps. This class is ideal for students that are open to the creative process, interested in learning new forming methods and constructing a progressive piece of art that represents their individual style. Finishing and presentation options will be covered as well.

May 8th - 12th

May 8th Start Time: 1pm - 5pm, May 9th - 12th Start Time: 9am

\$1,050

\$995 (Loyalty Rewards)











Ed Hoy's  
International  
27625 Diehl Road  
Warrenville, IL 60555

Call or Visit [Edhoy.com](http://Edhoy.com)  
to sign up for our Winter 2017  
Jan. - March Classes!

1-800-323-5668