

esi | work gear



Lotus™ DX

sit-to-stand workstation

Lotus™ DX

sit-to-stand workstation




raised with dual monitor arm kit



lowered

Product Specs

- Microban® Antimicrobial surface
- USB integration and Qi-enabled charging
- Spring assisted height adjustment
- Smooth Lift Technology™ with easy dial weight adjustment
- Sits atop worksurface
- 17.0" height adjustment range
- Incremental positioning
- 35 lbs. weight capacity
- 31.8"w x 8.1"d top platform
- 32.8"w x 12.2"d keyboard platform
- 24.0" minimum worksurface depth
- No assembly required
- Cable management
- Compatible with Lotus single or dual monitor arm kits. Kit sold separately
- Not available on GSA contract 
- Warranty: 5 yr.

Model

- LOTUS-DX-BLK
- LOTUS-DX-WHT

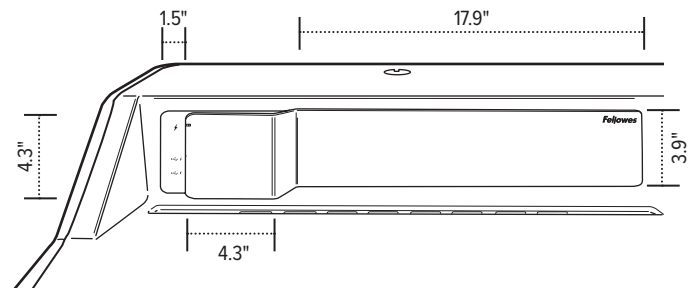
esi

800.833. 3746
esiergo.com

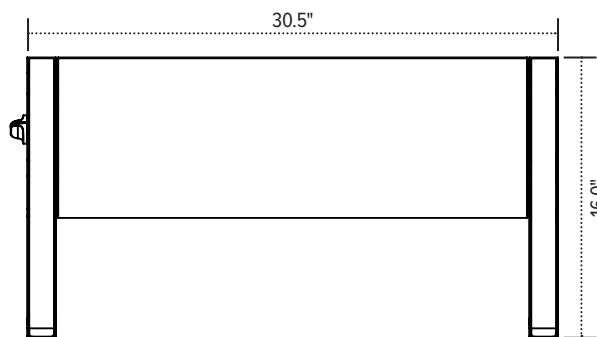
Lotus™ DX

sit-to-stand workstation

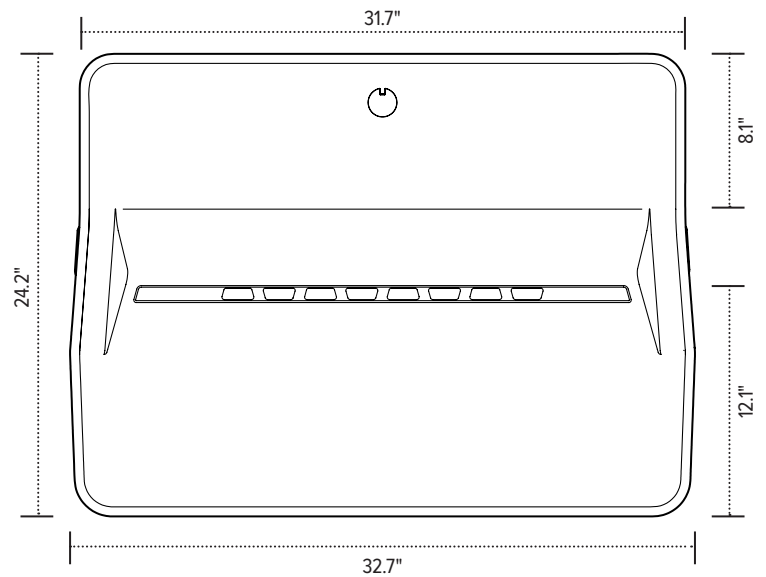
Charging area



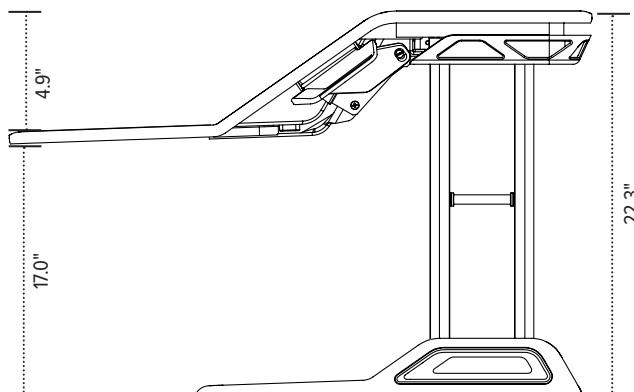
Base



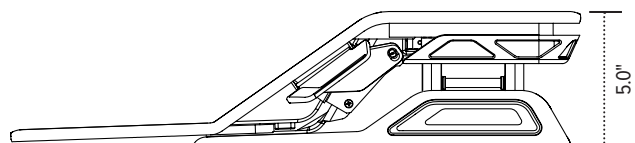
Tabletop



Highest position



Lowest position



esi

800.833. 3746
esiergo.com