








The ROYAL Difference 2016

	Actual	2015 Actual
 Philanthropic Investments		
 Volunteer Hours ^{***}		
 Fraternal Factor [^]		
 Member Savings & Benefits		
 Social Good Total	\$11,024,043	\$9,091,821

^{***} Total calculated by using the annual value of a volunteer hour published by the Independent Sector.

[^] Total calculated by using a research-based formula from AFA by Dr. Swagel that estimates social good.



Details on Volunteer Hours, Member Savings, and Philanthropy Expenditure

Volunteerism	2016 Full Year	2015 Full Year
Chapter Hours		
Employee Hours		
Difference Maker Fund Hours		
Total Hours	147,621	113,945
Total Volunteer \$ Value:	\$3,458,377	\$2,628,722

Member Benefits Savings	2016 Full Year	2015 Full Year
Dollars saved		

2015 served as the baseline for Royal Neighbors' social good metric.

Philanthropy Expenditures	2016 Full Year	2015 Full Year
Chapter Funding		
Cost of Benefit Programs		
Scholarship Awards		
Nation of Neighbors Awards		
Matching Funds**		
Corporate Contributions		
New Engagement Model		
Fraternal Aid Distributions		
Special Fraternal Activities		
Chapter of the Future Development		
Total Philanthropy Investment		