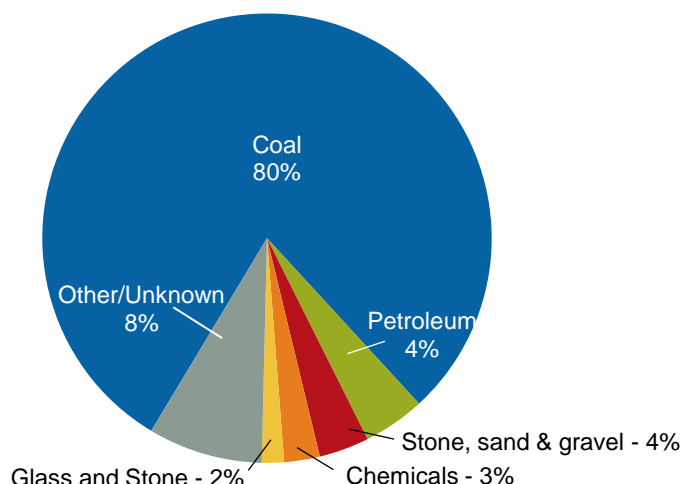


Rail Fast Facts

Operations	Number of freight railroads	10
	Freight railroad mileage	2,376
Employment and Earnings	Number of freight rail employees	2,861
	Average wages & benefits per freight rail employee	\$103,550
Railroad Retirement	Number of railroad retirement beneficiaries	9,800
	Railroad retirement benefits paid	\$181 million
Fuel Efficiency	In 2015, America's railroads moved a ton of freight an average of 473 miles on one gallon of fuel. That's like going from Charleston to Chicago. On average, railroads are four times more fuel efficient than trucks. Moving freight by rail instead of truck reduces greenhouse gas emissions by 75 percent.	
Cutting Highway Gridlock	One train can carry as much freight as several hundred trucks. It would have taken approximately 10.7 million additional trucks to handle the 192.4 million tons of freight that originated in, terminated in, or moved through West Virginia by rail in 2014.	

Rail Traffic Originated in 2015

Total Carloads: 690,700

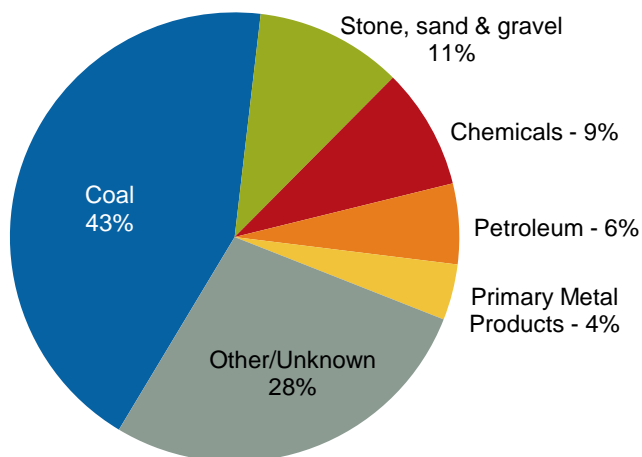


Commodity	Carloads	Percent
Coal	549,500	80%
Petroleum	30,700	4%
Stone, sand & gravel	24,900	4%
Chemicals	17,700	3%
Glass and Stone	11,000	2%
Other/Unknown	56,900	8%

Source: AAR/Railinc

Rail Traffic Terminated in 2015

Total Carloads: 181,300



Commodity	Carloads	Percent
Coal	78,400	43%
Stone, sand & gravel	19,200	11%
Chemicals	15,800	9%
Petroleum	10,500	6%
Primary Metal Products	7,300	4%
Other/Unknown	50,100	28%

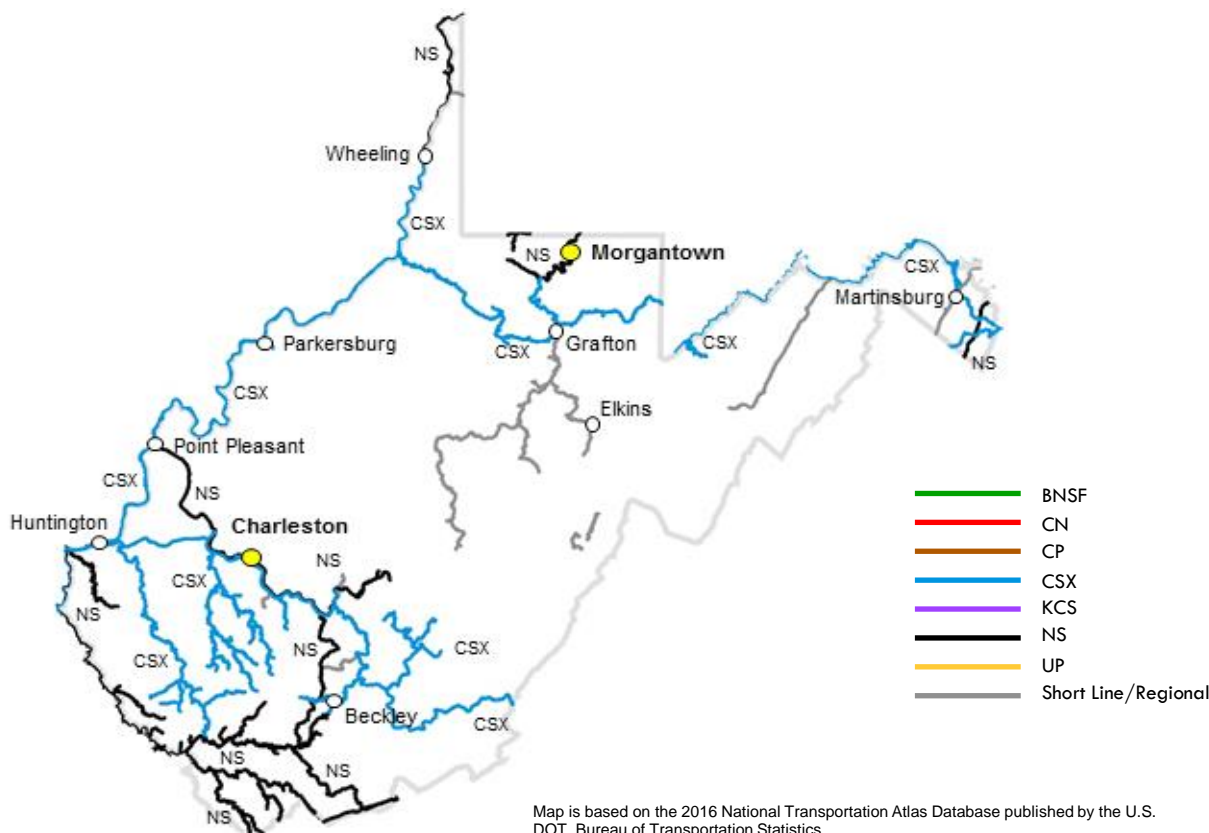
Source: AAR/Railinc

Freight Railroads in West Virginia

	Miles Operated In West Virginia in 2015
Class I Railroads	
CSX Transportation	1,313
Norfolk Southern Corp.	806
	2,119
Regional Railroads	
(none)	
Local Railroads	
Appalachian & Ohio Railroad	158
Beech Mountain Railroad Company	8
Durbin & Greenbrier Valley RR, Inc.	90
Kanawha River Railroad LLC	155
R. J. Corman Railroad - West Virginia Line	16
South Branch Valley Railroad	52
Winchester & Western Railroad	25
	504

West Virginia Totals	Number of Freight Railroads	Miles Operated	
		Excluding Trackage Rights	Including Trackage Rights
Class I	2	1,866	2,119
Regional	0	0	0
Local	7	504	504
Switching & Terminal	1	6	6
Total	10	2,376	2,629

	Miles Operated In West Virginia in 2015
Switching & Terminal Railroads	
Little Kanawha River Rail	6
	6



Class I Railroad: A railroad with 2015 operating revenues of at least \$457.9 million. **Regional Railroad:** A non-Class I line-haul railroad that has annual revenues of at least \$40 million, or that operates at least 350 miles of road and revenues of at least \$20 million. **Local Railroad:** A railroad which is neither a Class I nor a Regional Railroad, and which is engaged primarily in line-haul service. **Switching & Terminal Railroad:** A non-Class I railroad engaged primarily in switching and/or terminal services for other railroads.