



Dear Parents,

As we have mentioned in previous issues of our WA Communiqué during September, our school started using *Securly* in an effort to help keep students safe on their school-issued iPads. As part of the implementation, we have given you access to the free *SecurlyHOME* app. Starting next week you will be able to download the App. The following week, you'll start to receive a weekly email report with samples of your child's online activity over the previous week.

If you have not received an email from Securly Parent Portal, please follow this link to submit your contact info: [Securly Access request](#)

Step 1: Download the *SecurlyHOME* App after October 10, 2018



Get Parent Portal on the go. Real-time activity reports, right in the palm of your hand.



Step 2: Open the App and click on the "send me a link" button.

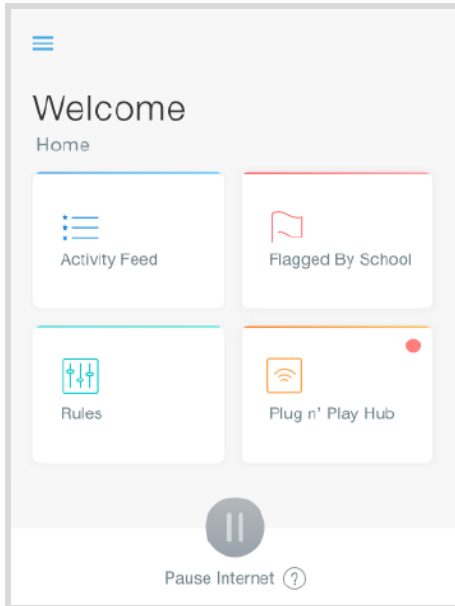
- A link will be sent to the email address you have registered with your child's school.
- Once you've clicked the link, you'll be taken to the SecurlyHOME App. Your account is ready to go!



Step 3: Explore and Configure

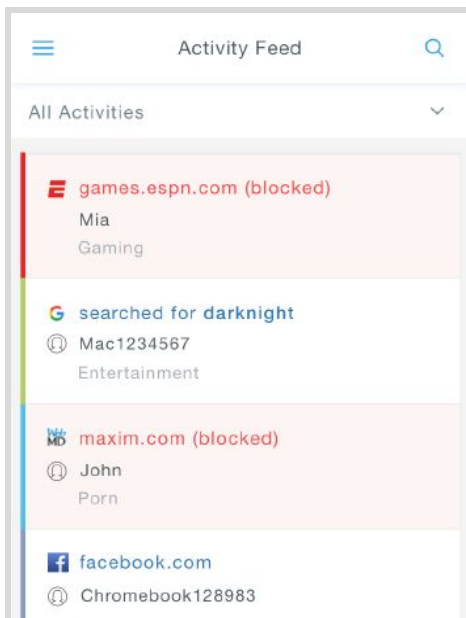
- SecurlyHOME lets you access your account information from anywhere, in real-time.

1. Get Started



Navigate and explore different views into your child's online safety.

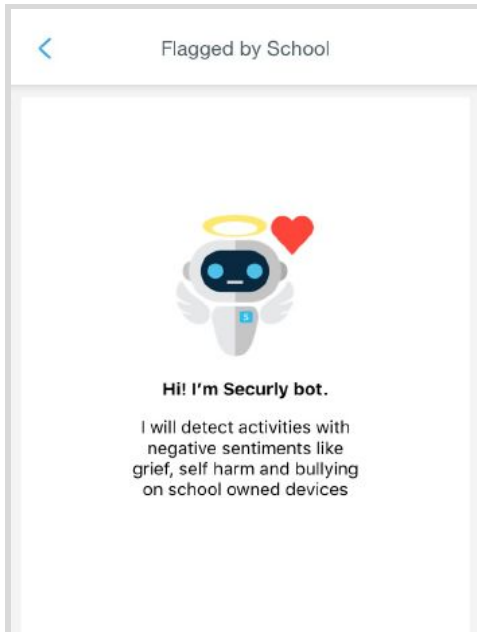
2. Activity



Get a real-time view of your child's online activity.

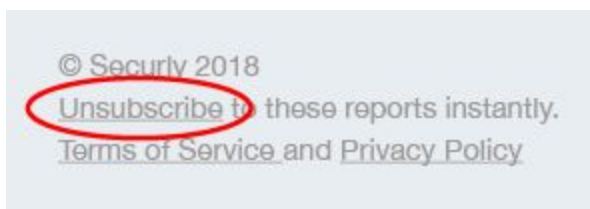


3. Flagged



Flags searches and sites that are related to bullying, self-harm, or suicide. (Will also flag posts on Facebook, Twitter, and Google+ if the school allows students to access on their school-issued device).

You can opt out of Securly's Parent emails here:



If you have any further questions, email help@securly.com.

Learn more about Securly's online safety solutions at www.securly.com/home.