



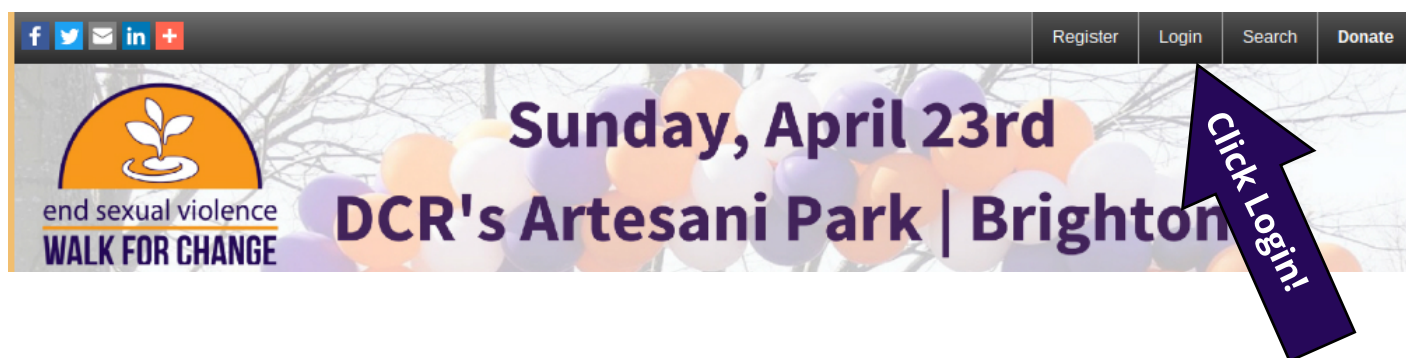
end sexual violence

**WALK FOR CHANGE**

## HOW ADD A PHOTO OR VIDEO TO YOUR FUNDRAISING PAGE

Adding photos or a video to your fundraising page is a great way to personalize it. Just follow these steps:

1. Visit the official Walk for Change website at [barccwalk.org/2017](http://barccwalk.org/2017)
2. On the top right of the website click "Login"



3. Login using your username & password.

### **I already have an account**

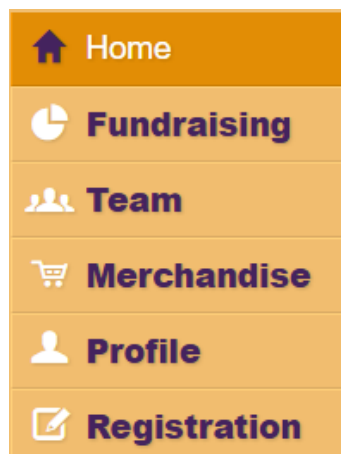
Username:

Password:

**LOGIN**

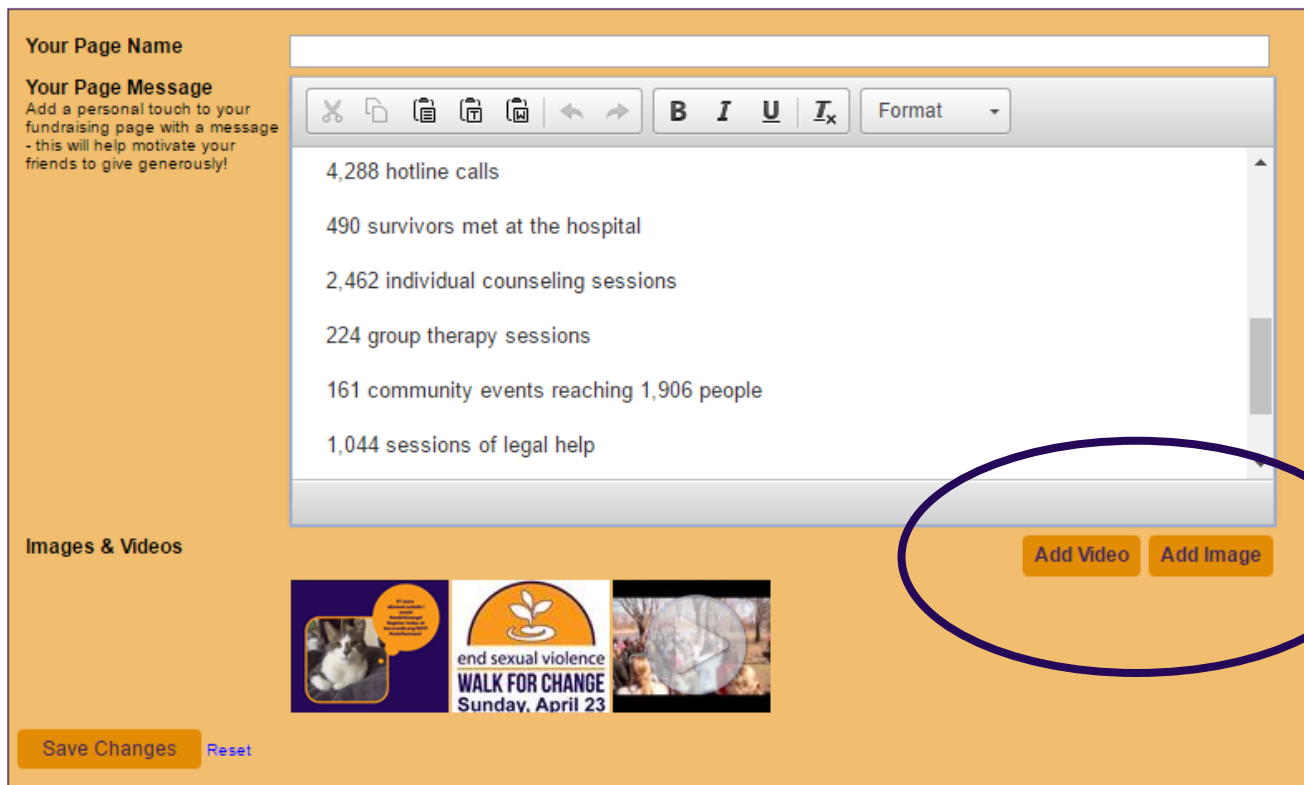
[Forgot your username or password?](#)

4. Click "Fundraising" in the left hand toolbar.



# HOW ADD A PHOTO OR VIDEO TO YOUR FUNDRAISING PAGE

5. Under the personal page editing section click "Add Video" or "Add Image":



Your Page Name

Your Page Message

Add a personal touch to your fundraising page with a message - this will help motivate your friends to give generously!

4,288 hotline calls

490 survivors met at the hospital

2,462 individual counseling sessions

224 group therapy sessions

161 community events reaching 1,906 people

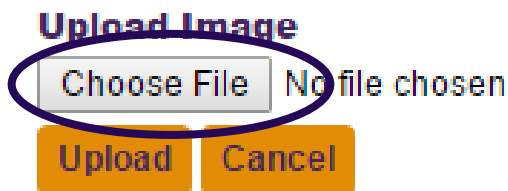
1,044 sessions of legal help

Images & Videos

Save Changes Reset

Add Video Add Image

6. After you click "Add Image" an upload form will pop up, click "Choose File".



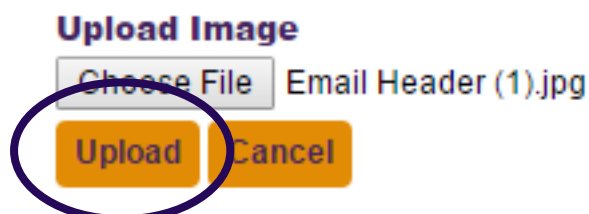
Upload Image

Choose File No file chosen

Upload Cancel

**Note:** For best results, we recommend uploading an image that is 1000 pixels wide and 270 pixels tall.

7. Find the image where it is saved on your computer and select "open". The image name will appear, then select "Upload".



Upload Image

Choose File Email Header (1).jpg

Upload Cancel

**Note:** For best results, we recommend uploading an image that is 1000 pixels wide and 270 pixels tall.

# HOW ADD A PHOTO OR VIDEO TO YOUR FUNDRAISING PAGE

8. Give a title to your image and then select "Save Changes".



Title

Description

Display Image


Save Changes

Change Image

9. You will be brought back to the home page automatically. Select "Save Changes" on the left and you are good to go! Your photo will now appear on your fundraising page.

Images & Videos

Add Video Add Image



Save Changes Reset

Update successful.